

PIERCING

Piercing Fans International Quarterly

IN THIS ISSUE

- Photography by Efrain Gonzalez
- Pierce with a Pro
Part 25: The Tongue
– Another Approach
- George—photos by Charles Goll
- Party Time in L.A.
- The Making of a Video
- The Genitorturers

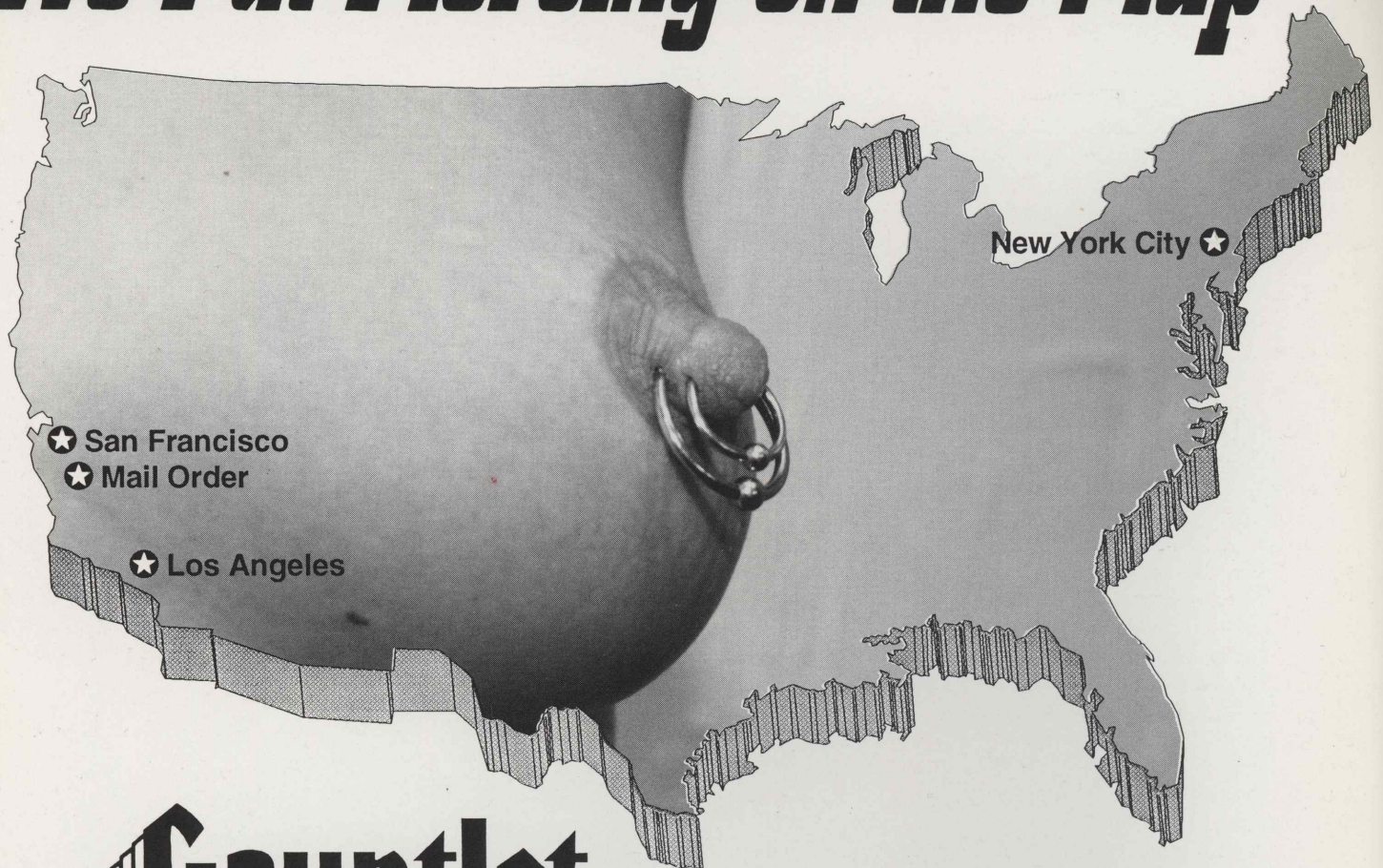


© DAIMON '91

No. 38

11
\$12.50
\$12.95

We Put Piercing on the Map -



Gauntlet, Inc.

Making History Since 1975

The modern body piercing revival began with Gauntlet. No one else has done more to transform this underground phenomenon, bringing it into the light of day and giving it form and credibility. The Gauntlet name has become synonymous with quality, integrity, and professionalism in the world of exotic piercing.

See for yourself. Request our spectacular color catalog and browse through a beautiful and comprehensive piercing resource. In a deluxe presentation folder you'll find a guide to choosing just the right jewelry for your piercing, safety tips, color photos of traditional piercings, pictures and descriptions of Gauntlet's piercing jewelry and related products.

Just send \$5.00 (refundable with jewelry purchase) and a signed statement of age over 21 to Gauntlet Mail Order Service (CA & NY residents add sales tax). Or visit one of our clean, comfortable stores. Our staff of courteous, experienced professionals is there to serve you.

Mail Order Service

• 1201 Old County Road, Unit 3, Belmont, CA 94002. Phone: (415) 592-9715. FAX: (415) 592-1986.

Los Angeles Store

• 8720½ Santa Monica Blvd. (enter on Huntley Dr.), West Hollywood, CA 90069. Phone: (310) 657-6677.

San Francisco Store

• 2377 Market St. (at Castro St.), San Francisco, CA 94114. Phone: (415) 431-3133.

New York City Store

• 144 Fifth Ave., Second Floor (at 19th St.), New York, NY 10011. Phone: (212) 229-0180

A ROSE BY ANY OTHER NAME

I guess we've all had the experience. We come up with some really great sounding idea and only after we've told everybody in the world about it do we realize that 1) it was a lousy idea or 2) it really was a great idea, but we can't quite make it work the way we had originally intended. Well, folks, it looks as if your editor has made at least one of those errors in judgement.

Many of our subscribers will recall that in issue 35 we had the great idea for a "Name-the-Piercing Contest." At least it seemed like a good idea at the time. Readers were asked to suggest names for the nostril piercing and for five womens' genital piercings. After all why should mens' piercings have all the exotic names?

About two dozen readers accepted the challenge and submitted entries. Interestingly the majority of contestants were men.

Suggestions ranged from the classic to the playful. As one might surmise most entries fell into a few predictable categories. Goddesses (and a few gods) from a variety of pantheons outnumbered rivals: Venus, Aphrodite, Cybele, Diana, Kali, Isis, and Freyja to name just a few. Historical personages came in a close second: Sappho, Mata Hari, Cleopatra. Royalty (past and present) also scored high: Queen Kristina, Queen Victoria, Nefertiti, Princess Anne. Other names simply bore royal trappings: Ringed Duchess, Empress, and Princepessa, to name a few. On the lighter side: anyone for a Mary Hartman (nostril), Fergie (vertical clitorid hood), or a Suzie Q (inner labia)?

Judges for the contest were the women who work at Gauntlet. Supplied with lists of the entries, it was their difficult job to attempt to select winners. And it was at this time that it began to dawn upon many of us that the whole contest just might not have been such a good idea after all. To the best of anyones knowledge, not one of the personages, mythical or real, had any of the piercings for which we were seeking names—nostril excepted. Somehow it didn't feel appropriate or make a lot of sense to name a piercing after one of them. We also began to realize the artificiality of what we were trying to do. Yes, Doug Malloy made up names for piercings, but in those days who knew that such piercings existed much less had names? Finally, after a great deal of discussion, it was decided that the contest would be called off.

Since that decision was made I've had a number of realizations. Things like piercings seem to acquire their own names. In the last few months I've encountered a "Madison" (a neck piercing just above the breastbone), an "Erle," and a "Niebuhr" (different names for the same piercing above the nose between the eyes). These piercings got their names from the adventurous people who had them done. It's my guess that, given time, things will sort themselves out. If more exotic names for the contest piercings happen to evolve and gain acceptance, perhaps that is as it should be. There will be a natural aptness to the process.

We do want to acknowledge and thank all those who submitted entries. There was certainly no lack of imagination on your parts. It has been decided that in appreciation all of you will receive a copy of the book *Chastity Safeguards*. Thank you all for your contribution. Happy piercing!



Anyone for a Fergie and a Suzie Q?

PFIQ

Piercing Fans International Quarterly

Editor & Publisher: Jim Ward

Assistant Editors: Debbie Wertheim & Drew Nicholas

Frequent Contributors: Efrain Gonzalez, Todd Friedman, Annie Sprinkle, Scott Shatsky.

Copyright © 1992 by Gauntlet, Inc. All rights reserved. Reproduction without permission is strictly prohibited. *PFIQ* is published by Gauntlet, Inc. Editorial offices and mailing address is 537 Castro St., San Francisco, CA 94114. Phone: (415) 552-0505. FAX: (415) 552-0874.

Direct subscriptions, back issues, and changes of address to: Gauntlet, Inc., Mail Order Service, 1201 Old County Road, Unit #3, Belmont, CA 94002. Phone: (415) 592-9715. FAX: (415) 592-1986.

Current subscription rates: \$40.00 United States; \$48.00 Canada, Latin America, Europe, and Africa; \$52.00 Pacific Rim and Asia. All foreign subscriptions are payable in U.S. funds. Signed statement of age (21) required.

PFIQ has been seized in the British Isles, Australia, New Zealand, and Japan. While every effort is made to facilitate receipt by all subscribers, neither Gauntlet, Inc. nor *PFIQ* can guarantee delivery, particularly within those countries.

Front Cover: Betty Page in Traditional Marilyn Monroe Pose by Daimon Rowanchilde. 1991. Airbrush, acrylic.
Back Cover: Illustration for Tattoo Design by Daimon Rowanchilde. 1991. Airbrush, com-art color.



Dear PFIQ:

A Thread Of Fire

Dear PFIQ:

I've had my nipples pierced since 1979. My wife tolerates my rings, and even plays with them, but she insists she wants no extra holes in her body below her earlobes. I'll keep trying to "lower" her standards.

We usually take a two week summer vacation at a quiet south Jersey seashore resort. During these two weeks we walk almost everywhere. One night, after everyone else fell asleep, I decided to take another walk alone. It was very hot, and I decided to take off my shirt while walking. I didn't have my rings on that night, but an idea clicked in my head. The next night I took my walk alone again, late. This time I wore my rings, and I again decided to remove my shirt.

I am basically very private about my piercings, but these circumstances prompted me to try something that never occurred to me before—to show off in a limited way. And it feels great!

At home, I continued my walks in local residential neighborhoods, for health and to show my stuff. At first I was very shy and tended to avoid people, but I gradually overcame, and I also avoid older people walking dogs (ANYBODY walking a dog!).

The reactions I get from "nipples by streetlight" are many. Many people avoid eye contact at all. Most glance and react with a second look and a surprised expression.

It is quite cold here now, so my walks are at a minimum—and fully dressed. By the time you read this, though, the weather will be warm again and then I'll again get serious about exercise and exhibitionism. Anybody want to join me?

Sincerely,
K. Z. (3340-PAM)

P.S. Use this letter in PFIQ if it's acceptable, but please sign only my initials and membership number. I'll gladly pay forwarding costs of any replies. Thanks.

Dear Mr. Ward:

Just a quick note of thanks to you and your staff.

In April I visited the Gauntlet to receive a Prince Albert piercing. My companion got one as well. I mentioned that I had some concerns because I'm a diabetic.

On your urging I spoke to Dr. Gordon who not only encouraged me, but was frank in discussing his doubts and concerns as well. Our conversation ended with his offer to see me should any difficulty arise.

Well, I'm pleased to inform you that I have had no trouble. Your post-surgical methods are solidly grounded and thorough. My Prince Albert is a delight and in these parts a real eye catcher in the shower at the gym. (I just love these repressed Puritanical New Englanders.) Please feel free to extend my recommendations to other diabetics:

1. Speak with a physician.
2. Manage the disease responsibly.
3. Stay clean around the site.

Thanks again,
David A.

Dear Friends:

I wrote this poem when I had my nipples pierced at the Gauntlet (Aug.14, 1990). I have been meaning to send you all a copy for the past couple of years. I hope you enjoy it. The poem is included in my latest volume of poetry, *Logophilia*. My nipples look great. My best wishes to you all.

It was on Tuesday that I went to have my nipples pierced. For about four years I have wanted it done and the moment ripened then.

I went with my friend, Earthrise, to the Gauntlet: black and purple and sleek. Modern primitives, said Mark, my piercer, with the accent on the modern.

Marking the nipple and measuring and putting a dot on the exact points of entry and exit make it seem so mundane. Should we not just do it,

this thing, quickly, like that. It is during this marking and talking that my tits get used to Mark's touch. Fakir, who is overseeing,

pointing here, marking there, smiling with his bone through his nose and nipples bigger than kumquats sticking out through his shirt. And I am glad

that my chest hair will not be shaved. So we are ready. I lay down, breathing. I am told that the second one hurts more—and which side do I want done

first. My right, of course. This is the only choice. And it is done. It takes less than a second. We breathed together. On the next exhale I'll go through.

And he does. And there are a thousand tongues of fire licking the inside of my tit.. And i know that I am alive, changed forever. Fakir tells me

that some people describe it as electricity. It is fire for me. I look in the mirror and see the needle there, in my chest, like the one in Mark's ear.

He is stretching a hole. The ring is inserted into the end of the hollow needle and threaded into my tit. My right side is done. Now the left. We breathe again.

Together. And he goes. And it is sensation all new. i had forgotten my other side for wanting my left nipple pierced. I take two shallow

breaths and Mark puts his hand on my belly and I smile. Earthrise there the whole time calling my name. I am happy and changed.

We go for a hot chocolate at Cafe Flore. A kid I had seen at the Gauntlet is there. You want to see, look. He shows me his. He wears gold.

I think: I never have to have sex again. While sitting and watching Mark's hands tremble trying not to hurt me while hooking in the rings, I cum, sweet and clean.

Manuel Angel-Alfredo Bello c.1990

Dear Mr. Ward:

We wish to share with you part of our recent experience. I also need to ask a question which we both want an answer to as soon as possible. Has there been or is there any information about piercing nipples and cancer? We would like information as soon as possible because we would like to proceed [with the piercing] in the middle of March.

We are your average middle class conservative couple. We met in April of 1991 through an ad 'D' placed in a bondage paper. 'D' is the young woman of my dreams. Independent, submissive, charming and now my best friend. We are able to share our inner most desires and know the other party will not judge but treasure each one. Early on we had expressed to each other an urge to put rings in 'D' somewhere! We read all of your past publications and centered in on her outer labia. On Sunday, Oct. 13, 1991, we very carefully proceeded and are happy to report everything went perfect. We have enjoyed playing lightly for the time being but will increase as time goes on. One point I would stress in the actual piercing information. Push the needle out with the ring or jewelry that will be inserted. Thank you for all of the other clear, detailed and understandable information. We look forward to more piercing and a great future.

Michael & 'D'

(Editor's response: It's been over sixteen years since I started piercing professionally, and I am happy to say that not ONCE in all these years have I heard of a single case of cancer in a pierced nipple. Please understand that this does not mean that it has not occurred. It simply means that if anyone with pierced nipples developed cancer they didn't bother to let me know about it.

I have, however, seen several non-malignant cysts. The physician treating one of these explained that the cyst would have formed regardless of the nipple being pierced. The only thing the piercing did was to cause the cyst to appear sooner. He also remarked that perhaps the piercing was actually a good thing because the cyst might have been overlooked otherwise.

Thanks for writing, and congratulations on your new relationship.)

THE LEGEND OF SAINT SEBASTIAN & SAINT CUNNIBUNNY


Printed by permission from an invitation for the birthday of the author, David "Britt" Britton. Art by Kent Culotta.

Lost in the mists of time is the never-ending story of these two patrons of my special natal day: January 20, 1942. So it only seems right on this special occasion to give you the straight dope about my personal protectors.

St. Sebastian, history says, was a husky Roman soldier in the early Christian era who definitely was exposed to too many ultra-violet rays! Seems he got the Roman Sun God all confused with that new upstart Messiah and started to concern his army buddies with his cross-over fantasies. Since Sebastian also stopped putting out for the head of his squadron, his buddies got bored with this tightass and decided to use him for target practice. This got them all-a-quiver—it was so much fun—that they trooped off to find a local Gauntlet outlet in order to restock.

Well, Sebastian, being of stout stuff, hung around on his post in a state of ECSTASY, enjoying this early Roman version of the Sun Dance. "What?" he thought, "Do I hear drumming?" And at that moment his old friend St. Cunnibunny (patron of the Avatar Drumming Circle?) appeared at his feet and inquired: "What's up, Seb?" Clearly, Seb was having a fine time, so Cunnibunny encouraged him to "keep on going and going and going."

Actually, Cunnibunny was a secret convert to all that



Saints Sebastian & Cunnibunny.

Art by Kent Culotta

Messiah stuff, and here, dear readers is truth revealed at last. The symbol for those early secret groupies was NOT the fish!! For a long time it was RABBIT EARS, PINK RABBIT EARS! Unfortunately they were a bit hard to hide under the typical Roman toga, so the first instance of revisionist history was born. The existing menus from the Sermon on the Mount were hunted down and the entree changed from Hasenpfeffer to Salmon Mousse, but that, as they say, is another story...Biblical scholarship can be so rewarding.

Anyway, St. CB stopped beating the drum long enough to untie Sebastian and nurse him back to health. That was a mistake because Sebastian then pissed off the Emperor by criticizing him for doing what Emperor's were famous for doing in those days: drinking and fucking and torturing and drinking and fucking and torturing and torturing and drinking! Good stuff! So the Emperor had Seb's head bashed in.

End of Story? NO WAY! The new cult latched on to Sebastian as a symbol of martyrdom, body piercing and pain tolerance. As an impressionable parochial schoolboy, I can't tell you how much I looked forward to the reading of "Lives of the Saints" every January 20th!

St. Sebastian enjoyed great popularity in the 18th century in southern Germany and Italy and now on Melrose Ave. and other spiritual locations throughout the world. Home altars are definitely a sign of increased devotion to his holy presence.

St. Cunnibunny went underground for many years but has been popping up in the damndest places these days, including aquariums. Ritual drumming usually precedes a flashing vision of this pious entity. It seems, like me, he just keeps going and going and going! Maybe he really is the Vampire Lestat, but that, as they say, is quite another story...



D.J.

Several weeks ago I reinserted an ampallang that had been out for six years. I thought *PFIQ* readers would be interested in how I did it.

I first became aware of ampallangs from a used book I purchased in 1960 on sexual practices around the world. There was a section on the Dyaks of Borneo and described how they pierced the head of the penis and installed a golden rod. I thought it would be really great to have one, but it is a long ways from Los Angeles to Borneo, and my chances of getting there was somewhere between slim and none. So I forgot about it.

In 1985 I read an article in a magazine in which a woman had written in inquiring about piercing the genitals. The doctor/author said if she would send in her name and address he would send her the name of people who did piercing. My curiosity was aroused, so I sent in my name. I received a catalog from Gauntlet showing all the piercings. Lo and behold there was the ampallang. I made an appointment the next day.

Jim Ward did the piercing. It was quite an experience as there was no curtain between me and the two female and one male employees who were making jewelry at the time. Well, I was soon the proud wearer of a stainless steel barbell stud through the head of my penis.

For various reasons in January of 1986 I removed the jewelry after it had been in place for a year. The hole healed over and virtually disappeared. I liked being pierced and wearing jewelry in my penis, so I tried a number of other piercings such as Prince Albert, dydoes, apadravya, frenum and scrotum. I currently have the Prince Albert and frenum piercings which I have stretched to 4 gauge.

About a month ago I got curious to know if the ampallang piercing had totally healed up. I found from experience with my frenum that the skin will heal over, but the hole, although shrunken in diameter, was still there. I took a piercing needle and began probing the scar dots where the ampallang had been. I found places where there was no pain from the needle. I was able to insert the point about 1/8". I then took a 16 gauge sewing needle whose point I had blunted and started probing the hole. I lubricated the point with Neosporin. Using a rotating motion like a drill and aiming for the dot on the opposite side of the head I started gently inserting the needle. I was able to get the needle in about 1/4" without much difficulty or pain. I switched and tried the other side. I then quit because the head was becoming sensitive.

A week later I started again. The only difficulty was in locating the new hole as the skin had quickly healed over. I

repeated the procedure and got a little deeper on each side. I stopped when the hole started becoming sensitive or painful. The routine was repeated weekly until finally the needle went all the way through.

Unfortunately I did not have a 16 gauge barbell stud, so I used nylon weed chopper line to keep the hole open. I lubricated the line with Neosporin. After about four hours my penis head became very red and painful. I removed the line, and within eight hours things returned to normal. I first thought that I had a reaction to the nylon, so I decided to install a stainless steel barbell I had. I made an insertion needle from an aluminum knitting needle. It was about three inches long and went from a dull point to a 12 gauge section. I inserted this into the hole after reopening it with the 16 gauge sewing needle and kept stretching the hole until it became painful. I kept repeating the stretching procedure for about a week. Finally I was able to insert the barbell with Neosporin as the lubricant. After four hours I again had the pain and was forced to remove the jewelry. I realized I was having an allergic reaction to the Neosporin.

After a week passed I again went through the stretching process only this time I used Johnson & Johnson First Aid Cream as the lubricant. I was finally able to reinsert the barbell and have had no problems since other than the penis head becoming accustomed to the jewelry and rehealing itself.

I am absolutely elated that I was able to successfully reinsert my ampallang. I was quite a challenge. I got so excited about it that I had to show Elayne Binnie at the Los Angeles store. Elayne had done an apadravya on me (her first) and at the time I had no ampallang. I had an interesting show and tell with her and the staff, and one of them helped me with the enclosed photo. I wanted to show my new ampallang, the Prince Albert, and frenum piercings.

I would like to caution readers that this reinsertion takes time, so be patient. Don't rush it. Stop when it becomes uncomfortable. Maintain sterile conditions.

Good Luck
D.J.

(Editor's comments: As D.J. discovered and many people fail to realize, once piercings are well-healed they usually are permanent. Oh, yes, they shrink and get tight, but often with a little patient probing they can be located and reopened. Insertion tapers make the job a lot easier, however, other things can be used. It is important that they have a blunt point and a nice, gentle taper. And the higher the polish the smoother the process will go. Obviously keeping things clean is also very important.

For the initial probing process, tapestry needles work quite well. These are polished, blunt-pointed needles used for needlepoint. Just don't get the real thin ones as they are sharp enough to pierce skin instead of reopening a channel. For actually inserting jewelry insertion tapers are the way to go. Knitting needles don't offer as gentle a taper making them more difficult and less comfortable to use.

D.J. finally realized that he was allergic to Neosporin. I constantly run into people who have problems with piercings and never think to question whether what they are using on them might be the source of the trouble. Listen to your bodies. If things aren't going well with what you're doing try something else. The guidelines Gauntlet and PFIQ give are just that: guidelines. They work for a lot of people, but they may not work for you.)


Opposite: Art by *PFIQ*'s first cover artist Bud. He has this to say about the image. "The heavy stone necklace is meant to be amber. The cape is a skin worn with the fur side inward and painted on the outward, smooth side. The cat is a snow leopard which must originally have ranged into Scandinavia (but available as cubs along the Danube/Aral Sea trade routes, in any case). His hair is roached and stiffened.



buo '92



Revelers enjoying the music and each others company.





Frankie (aka Diva) and Gary. Genderfuck meets old guard leather.

LOS ANGELES GAUNTLET

photos by Dr

Gauntlet manager Elayne Binnie pierces a partygoer while an enthusiastic audience looks on.





Ron



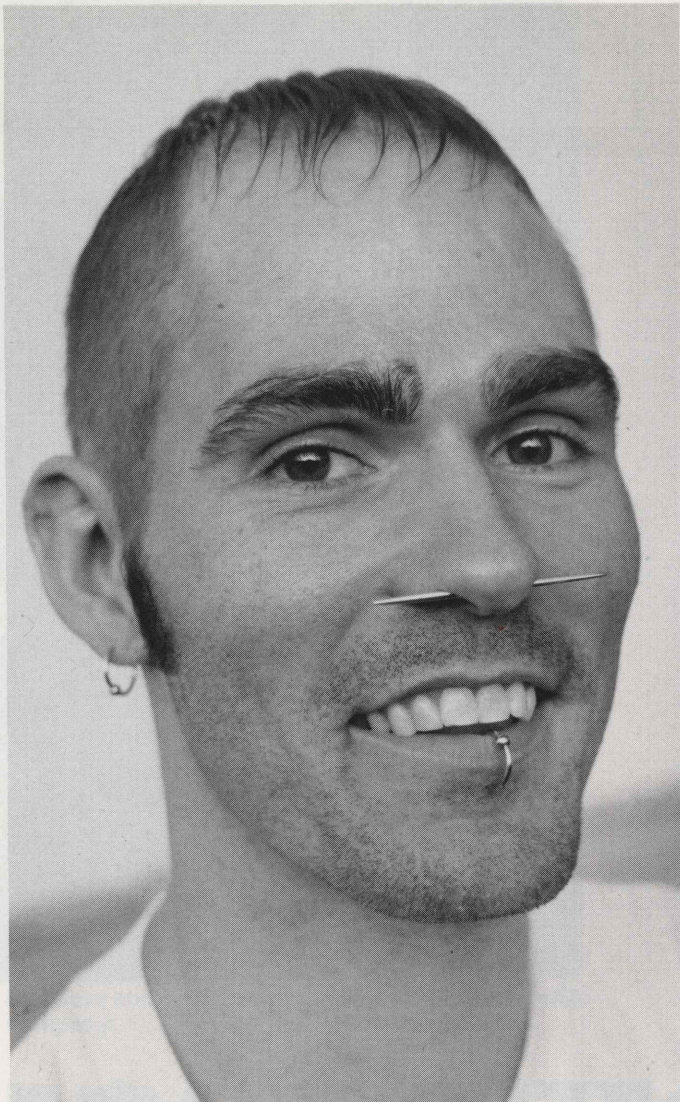
Alfredo and Debra

CELEBRATES NEW SPACE

ew Nicholas



Mike M. proudly shows off some of his more intimate decorations.



Cory



Bobby

LOS ANGELES GAUNTLET

On Sunday, June 14, a lively party took place in the spacious new home of Gauntlet on Santa Monica Boulevard in West Hollywood. Gauntlet founder Jim Ward and his partner Drew Nicholas flew down from San Francisco to participate in the Sunday afternoon event. Some people apply a sense of joy and passion to both their profession and their celebrations. The Gauntlet staff demonstrated this approach while both entertaining and piercing guests at the by-invitation fête.

Approximately 250 people stopped in to enjoy music by a live DJ, socialize with other piercing enthusiasts, partake of barbecue, and show off the "Summer fetish attire" that was requested in their invitations. While private piercings were available many piercees willingly allowed anyone to watch who so wished. Other celebrants displayed their piercings to the appreciative crowd, taking advantage of the unique environment. Everywhere one looked there was joyful activity. Glistening dancers under a mirrored disco ball, intimate gatherings on

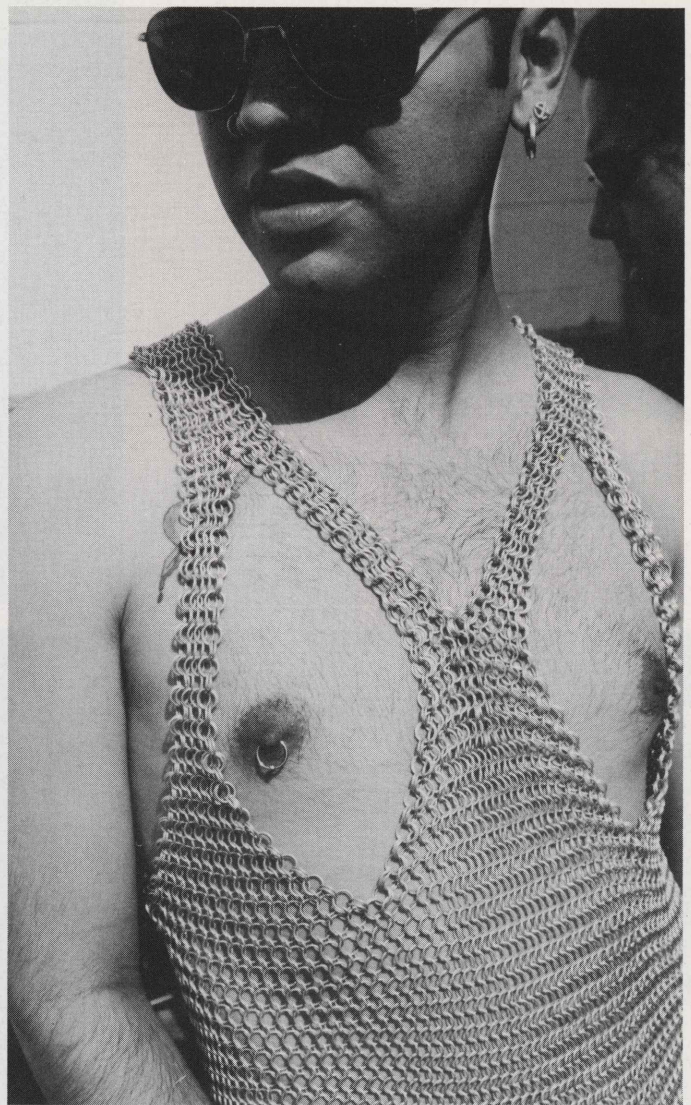
the sunny patio, people cheering a piercing in progress, old friends catching up on the latest or getting to know someone new, tattoo work being proudly displayed along side special piercings.

Body parts not usually displayed in a daytime crowd sported a variety of creative looks. Multiple piercings, bells, weights, chains, and other interesting items enhanced the look. Some very special "networking" went on as people admired each other's ingenuity. Many of the attendees were beautifully tattooed, sometimes coordinating the two kindred arts for an interactive effect.

The party reflected the diversity of people who love piercing. The "old guard leathermen" who made up the majority of the pierced population in Gauntlet's early years were in evidence. But most of the partygoers were people who are "twenty-something." They wore shear, torn, revealing, very colorful (neon leather!) clothing including corsets, chain mail,



Stephan



Albert

CELEBRATES NEW SPACE

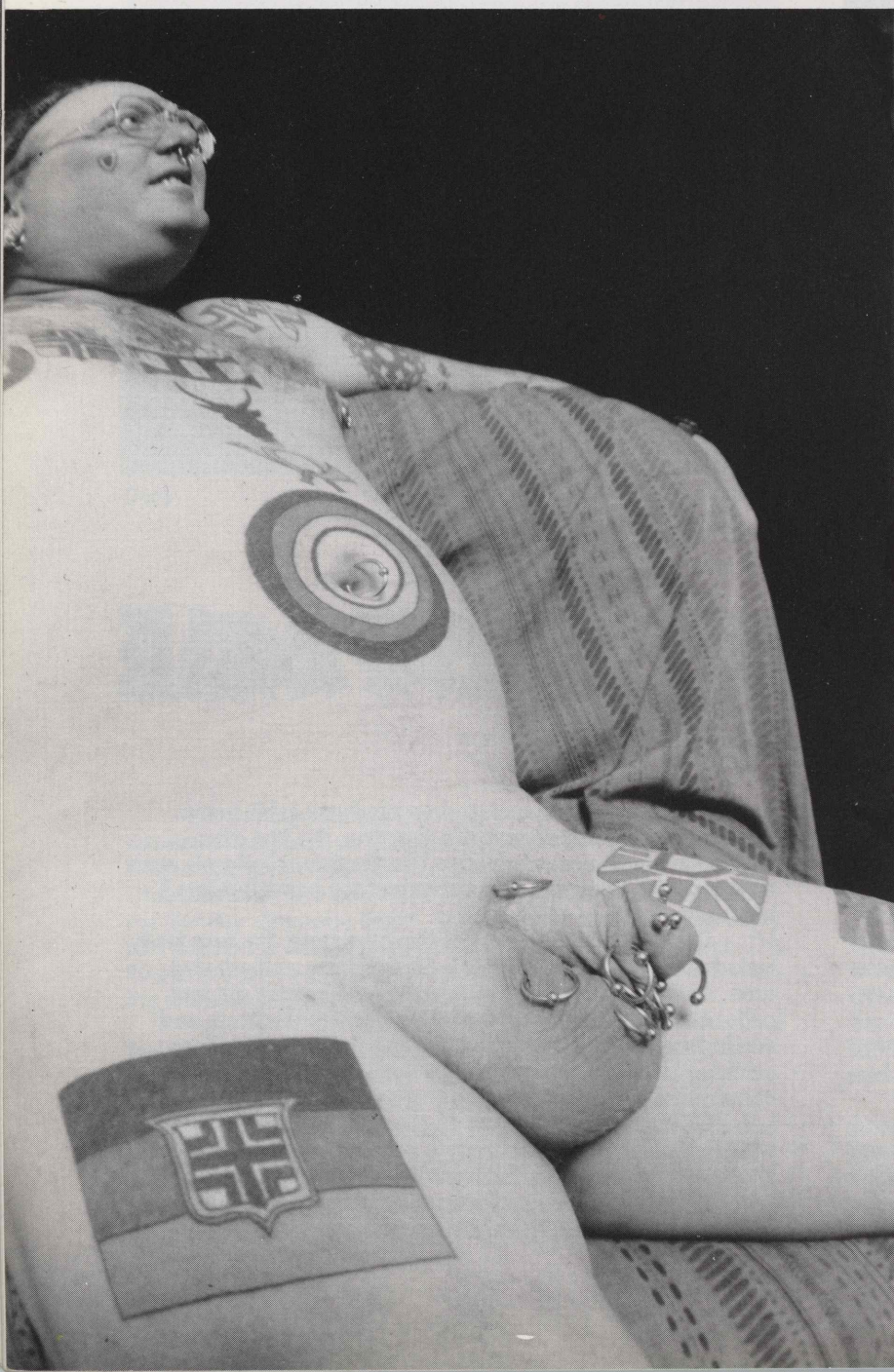
and even formal wear with a proper top hat. A middle-aged couple from a quiet and conservative southern California town showed that a few attractive piercings can spice up life regardless of where one lives. Long time customers shared experiences with people new to the scene, encouraging some to get their first piercing: a rite of passage in the midst of a very special celebration. Since the beginning of the modern piercing movement roughly sixteen years ago, the "tribe" has grown to include a very special and diverse mixture of people.

Many people appreciated the opportunity to speak with Jim Ward and reflect on the wonderful growth of Gauntlet. A select few are familiar with Gauntlet's birthplace, just a few blocks from its current location. Over 16 years ago, people seeking a Gauntlet piercing visited Jim at his modest home on San Vicente Boulevard—regrettably bulldozed into history the week following this event. Gauntlet was truly a cottage industry then, with Jim manufacturing all of the jewelry, doing all of the

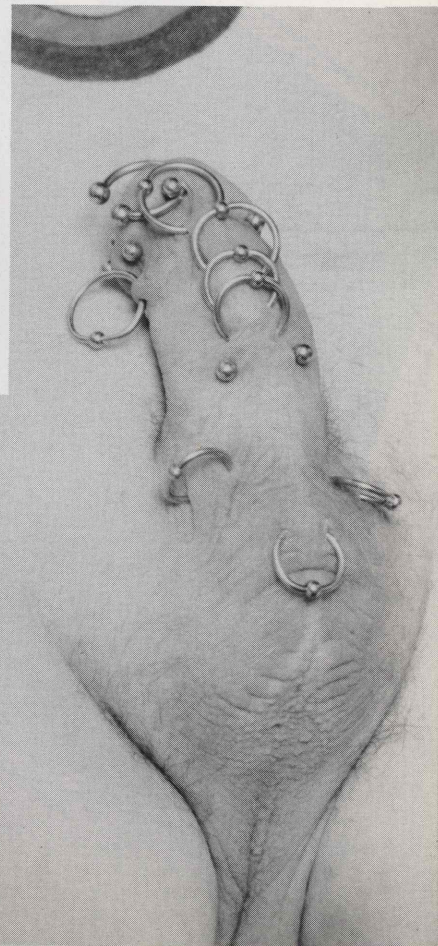
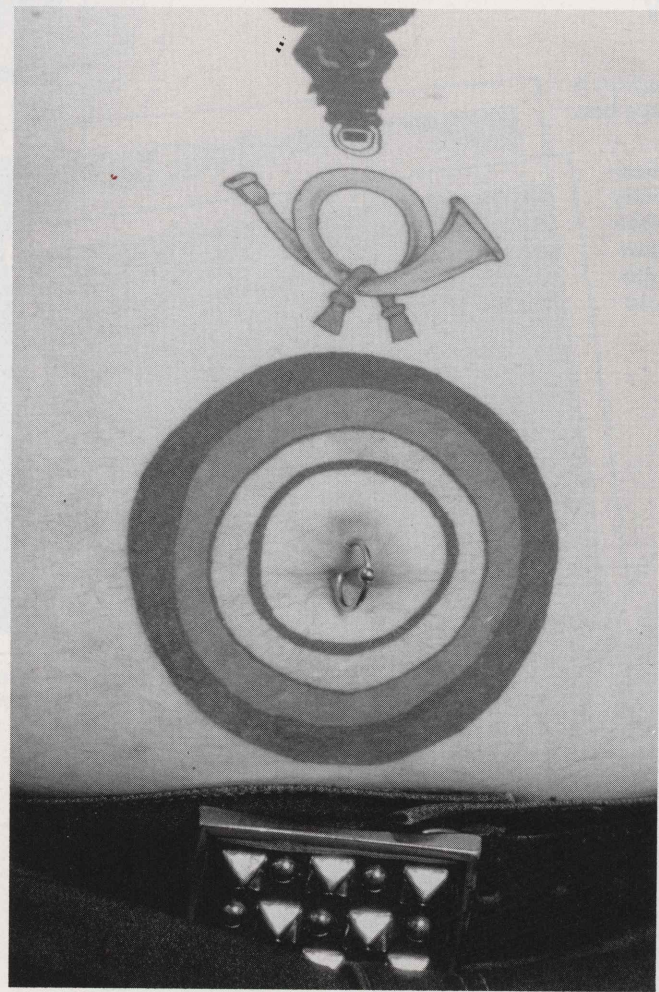

piercing, and operating a mail order business in his home. About two years after Gauntlet's founding, the first store opened in the original storefront. The Southern California store now occupies the entire second floor of the same building it has occupied since 1977.

Directly above the original Gauntlet store, the new facility includes three piercing rooms, a large display and relaxing area, staff break room, office space, as well as an outdoor patio. Gauntlet standards for professionalism, hygiene, and comfort are evident throughout the expansive space. The entrance to this bright and inviting store is just around the corner from the original site, on Huntley Drive.

Gauntlet truly cherishes its clientele, and this "house-warming" celebration was a gift to some of the people the Gauntlet staff considers itself privileged to serve and a way to formally inaugurate a wonderful new space for a unique business to better serve its customers.



George



**photos by
Charles Goll**

The Making of a Video

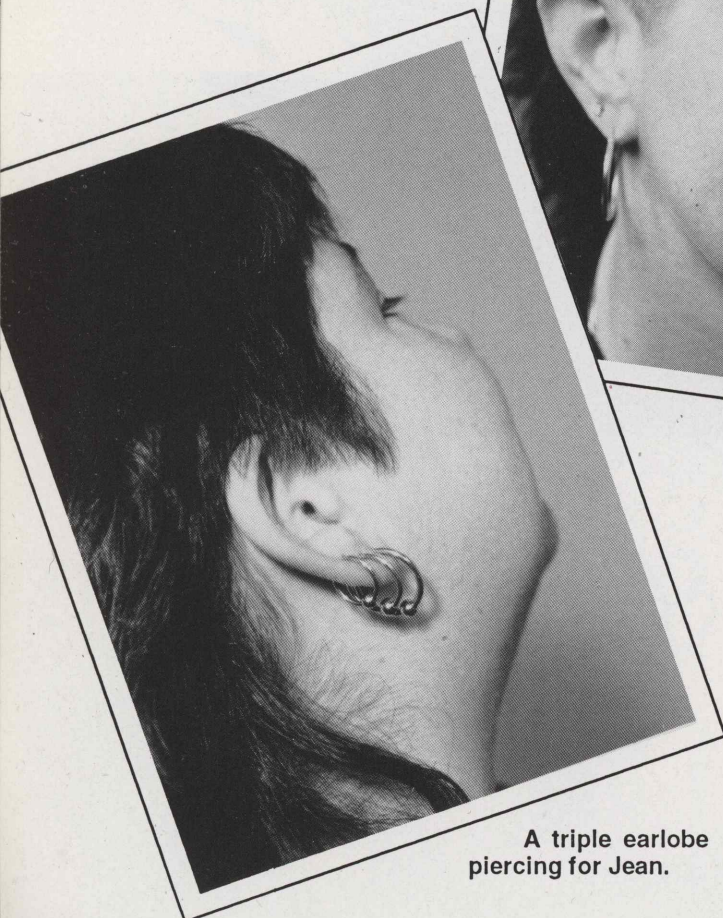
Pierce with a Pro 2 & 3 in production

feature by Scott
Shatsky
photos by Drew
Nicholas

Diane has another eyebrow piercing. Her first one healed perfectly so she inserted a triangular piece of gold (not suggested for a new piercing), and in the new one she is wearing a 16ga, yellow gold Captive Bead Ring.



Here are two masters: Jim Ward, piercer, and Hrafnhildur Gunnarsdottir, videographer.



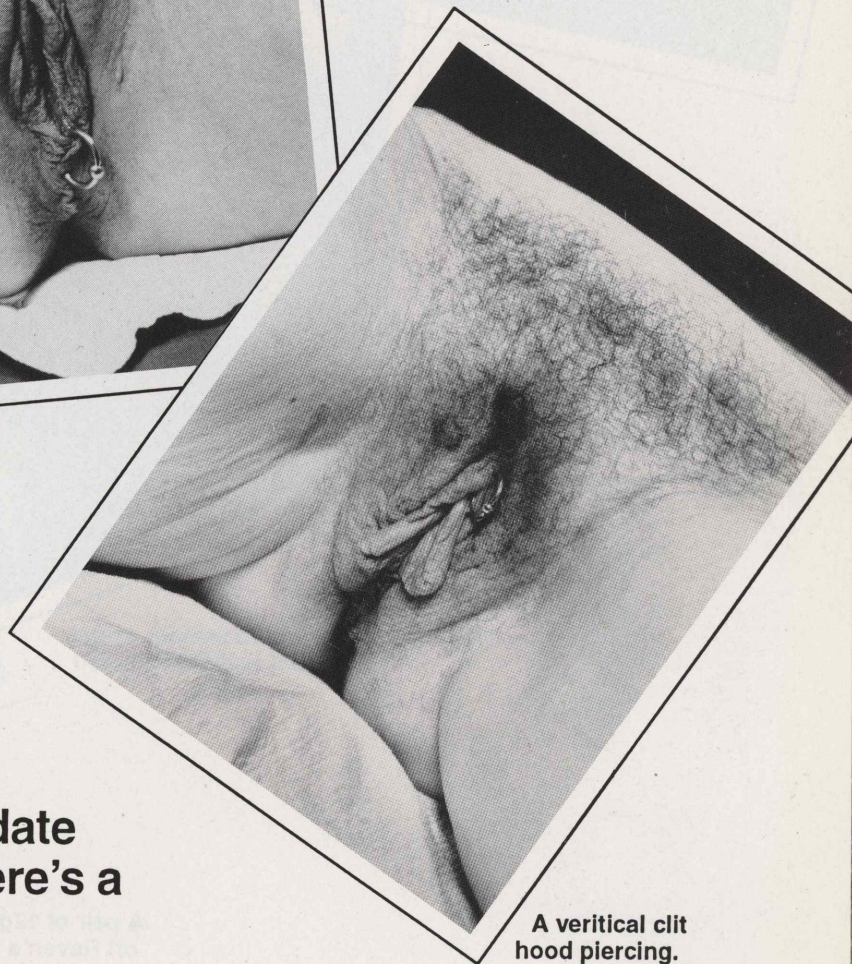
A triple earlobe piercing for Jean.



A Circular Barbell
in an outer labia piercing.



A horizontal clit hood piercing
and a brand new fourchette.




A vertical clit
hood piercing.

Yes, it's finally happening!
The Pierce with a Pro
videos, parts 2 and 3 are
shot and ready to edit. They
feature the female and unisex
piercings. Anticipated release date
is late 1992. In the meantime here's a
preview of coming attractions.

The Making of a Video

more shots of the work in progress



Brave Raven courageously faces four new piercings.



Raven's unusual vertically pierced nipple.



A pair of 12ga rings set off Raven's inner labia.



Already well pierced, a new labret brings a pout to Raven's lower lip.



A conch piercing for Hans.



Janice recovers from the excitement of a new septum piercing.

VIDEO REVIEW

PAINLESS STEEL II

Flash Video
Box 410052-P
San Francisco, CA 94141
Price: \$59.95 plus \$2 for shipping
California residents add sales tax
Statement of age (over 21) required

Charles Gatewood has done the Mardi Gras and Spring Break, and so now the time has come for "Charles Gatewood Does the Folsom Street Fair". That is a far more descriptive title than "Painless Steel II." The title of this video is not its greatest flaw though, by a long shot. The biggest problem in this video is Kathleen Woods. Kathleen has a strong propensity for the words "um", "like", "yeah", "aw'right", "cool", and "y'know", as well as being extremely self conscious in front of the camera. I felt her discomfort throughout the video. Thankfully the people interviewed are more articulate and knowledgeable than Kathleen. Her lack of piercings and tattoos and lack of interviewing skills makes me wonder what did qualify her for this job.

The Folsom Street Fair is the "super bowl for piercing and tattooing enthusiasts" according to Gatewood. The bulk of this video consists of pointing the camera at people and asking all the usual questions: "Did it hurt?" and "Why did you do it?" Here is one of my favorite moments:

Charles: What's this throat piercing?

Mark: It's a throat piercing.

Charles: Have you got anything else you want to show us. I know you've gotten about a thousand cock piercings. Can we see it?

Mark: No. Because it is private. It's not something to exploit though some people choose to exploit it. Here are a few of Kathleen's questions:

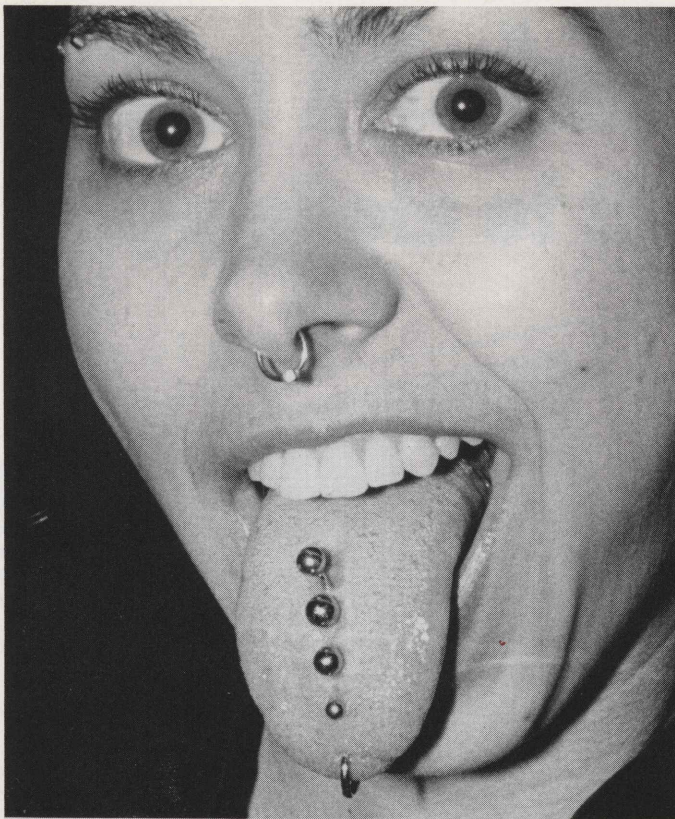
"Is that your slave or what?"

"So why are you wearing those?" (nipple clamps)

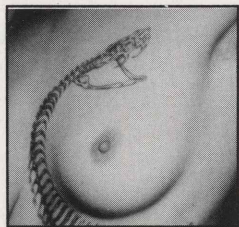
"So why'd you get all those tattoos like on your face and everywhere?" (to a woman with no facial tattoos)

Visually this video is at the level of your standard family-on-vacation home movies. Lots of muscle men, crotch shots, nipple stimulation, light SM and various dancing. Plenty of female nudity, and you can safely fast forward through the strip show. This video might be fun for people who will never get a chance to go to the fair. For those of us that live here it was a lot of fun to see all our friends such as Michaela, Mark, Kimo, Lily, Raven, Jenni, and Mad Dog. Bottom line: unless you're a video collector you might prefer to rent it instead of buying it.

reviewed by Debbie Wertheim



GONZALEZ
PHOTOGRAPHY
(718) 499-5517



PIERCING VIDEOS!



Complete your collection with these sizzling documentaries!

EROTIC TATTOOING AND BODY PIERCING
Volumes 1-4 \$59.95 each

Mr. Sebastian's PAINLESS STEEL
(Banned in Britain) \$59.95

Special! All 5 videos only \$199.95

Flash Video • Box 410052-P • San Francisco, CA 94141

RADICAL SEX PHOTOS

High quality books of fine art photographs and revealing interviews. All genders and persuasions.

Sexual Magic: High energy, impressionistic photos of actual S/M sex scenes.

Sexual Portraits: Real people, S/M, erotic piercings, leather, lace, Master/slave, gender play...

"I have the greatest admiration for both books and recommend them highly." – Debbie Wertheim, PFI #36

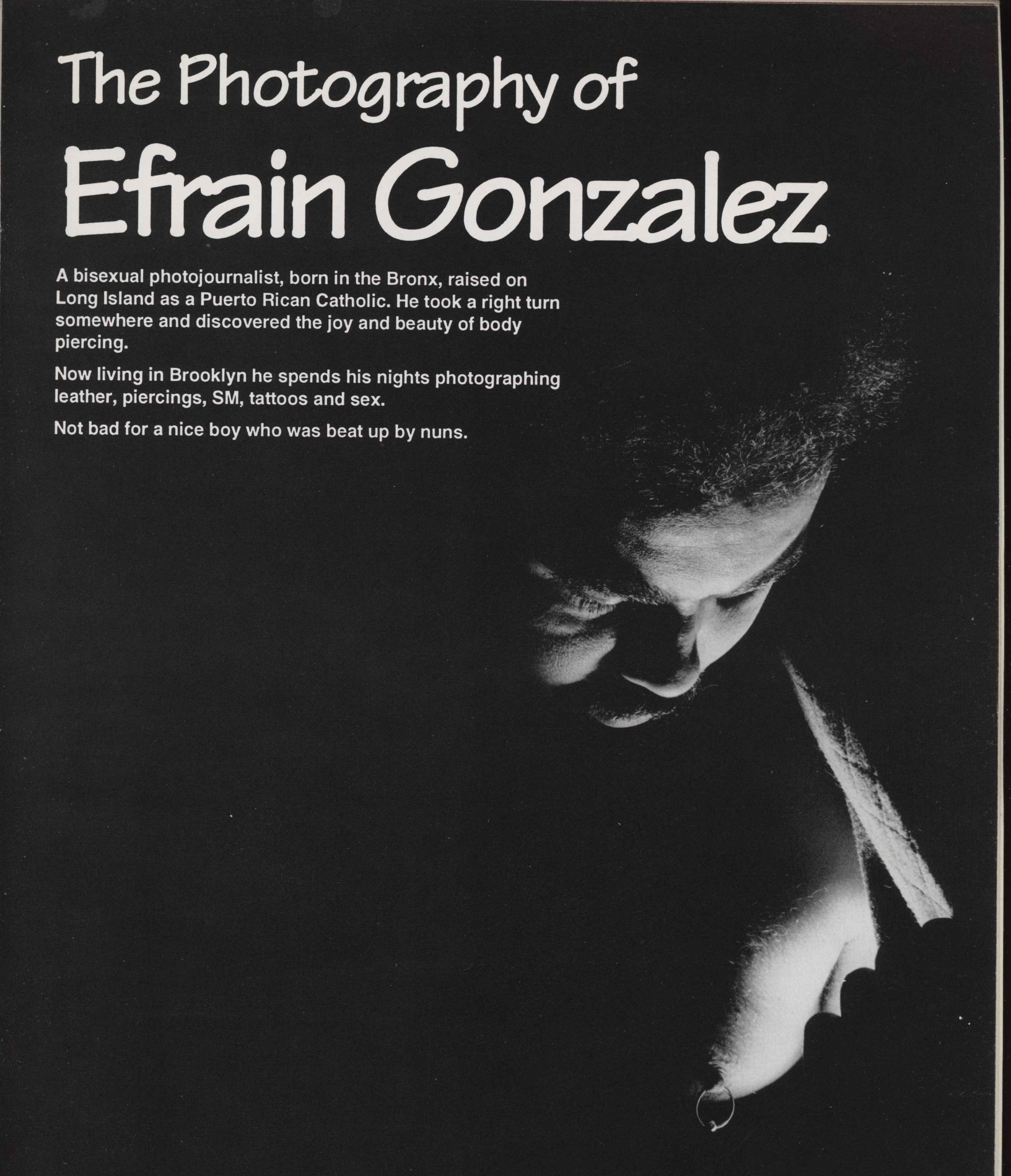
Each book \$25, both \$44. Shipping \$2. CA residents tax: \$2 for one, \$3.50 both. New address: Shaynew Press Dept. P, Box 425221, San Francisco, CA 94142

The Photography of Efrain Gonzalez


A bisexual photojournalist, born in the Bronx, raised on Long Island as a Puerto Rican Catholic. He took a right turn somewhere and discovered the joy and beauty of body piercing.

Now living in Brooklyn he spends his nights photographing leather, piercings, SM, tattoos and sex.

Not bad for a nice boy who was beat up by nuns.



Self Portrait of the Photographer




The Photography of Efrain Gonzalez

Mr. NLA 1991 Bill Miranda Salzman




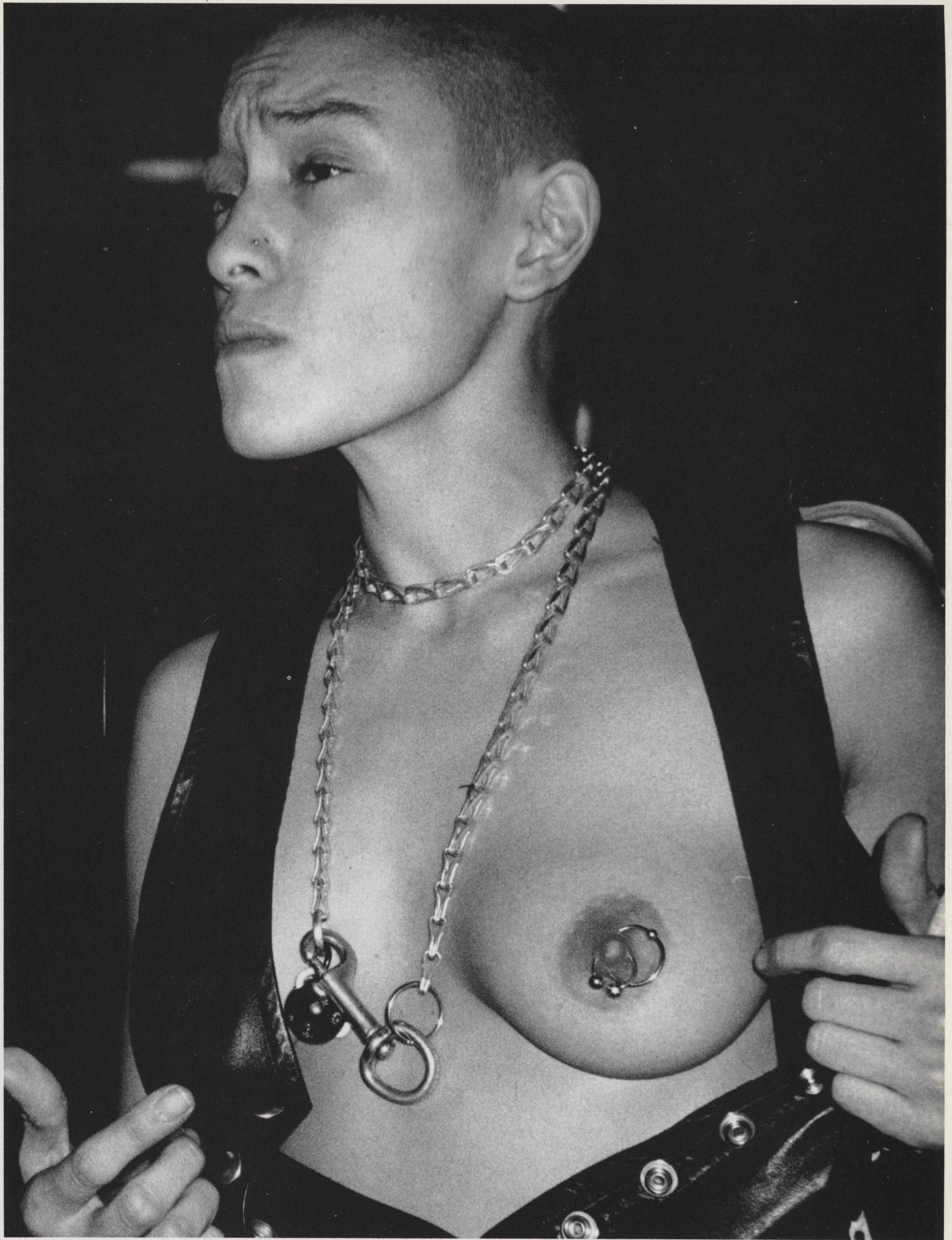
David



The Photography of Efrain Gonzalez


Erle at Tattoo Love Child
on Halloween





Julie from Tattoo Love Child

The Photography of Efrain Gonzalez



Elayne & Dan



Victoria

The Genitorturers



Lead vocalist and piercer Gen.

Formed in 1986 by lead vocalist and resident piercer Gen, *Genitorturers* is an Orlando, Florida-based band combining both musical and theatrical intensity. Musical influences derive from the raw, straightforward approach of early hard-core and the heaviness of early '70's "power chord" hard rock. Dominant bass and drums meld grung-groove oriented guitars and fiercely guttural female vocals to unleash an array of powerful emotions.

Derived from Gen's eclectic studies in medicine and primitive cultures, the band's dualistic philosophy is realized in their mesmerizing stage presentation. The dungeon-like atmosphere of their set captivates the audience, holding its attention with a dramatic display of primitive ritual, body piercing, and other carnal delights. Their stage show well deserves its notorious reputation. Leather-clad, mind erect, Gen dominates the stage like a priestess leading a tribal ritual. Hypnotized into willful submission, members of the audience come forward to be initiated. It is truly an unforgettable experience that penetrates the mind and the flesh.

The following interview with Gen, conducted by Christopher Robin, appeared in the January/February 1992 issue of *THRUST*. It is reprinted with Gen's permission.

In what way does music and piercing interact at an entertainment level?

On an entertainment level the interaction of the two seems natural to us. While not all hard-core/metal people are into piercing, they are part of an underground scene which shares a certain open-mindedness that commercial listeners often may not possess. Commercial radio listeners seem to tend to be comfortable with sameness and would probably be less apt to accept a band that professed to be into "bizarre, unacceptable" lifestyles or philosophies because it would force them out of their well-protected "comfort" zone.

Are the *Genitorturers* and alternative band?

The *Genitorturer's* music is most definitely "alternative" in many ways, even though this term is slowly taking on new meaning as bands such as *Nirvana* and *Soundgarden* gain commercial air play and wide acceptance. Likewise, the piercing demonstrations presented on stage depict an "alternative" lifestyle.

In what ways does music and piercing interact on a spiritual level?

Well, first off, they obviously affect me on a very personal level in that both act as a catharsis to cleanse the soul. I've always thought of playing music as a type of ritual exercise whereby I am able to purge my emotions, which enable me to look at myself and the situations around me in a clearer light. I would say my lyrics 99% of the time, are written on an extremely personal level. What I'm saying is not always evident to the listener...as I tend to use a lot of metaphors which have a very significant meaning to me. In a way this is good...because you may have to study and assimilate other information before you can comprehend what I am saying. In the end, you gain more because you have sought an answer and were not simply presented with one. In that way I think our music is spiritual because we talk about challenging ourselves and at the same time challenge those who listen to us to question things about themselves.

Is there a difference between piercing for spiritual reasons as opposed to decoration?

There are three different reasons people may choose to practice body piercing: decoration, sexual, and spiritual. In general most people who possess piercings have done so because they simply just like the way it looks. In the beginning this is how most people are introduced to piercing. Ears, navels, and noses, in particular, are most common, and generally these piercings do not possess a sexual function. On the other hand many people who do take that next step and venture into the realm of nipple and genital piercings soon discover that there is more to it than they had ever suspected. In this respect, I am talking about two sexual aspects of piercing—that is the act of piercing and the function of the piercing itself. An example of this would be the person who, after getting their nipple pierced (especially males), notices an increased sensitivity of the area that becomes erotically stimulating. Likewise, this can be translated to lower genital piercings...which serve to enhance one's sexuality by increasing sensitivity.

Another sexual aspect of piercing is understood by those who discover the actual act of piercing itself to be erotically stimulating and may even come to use this to enhance a sexual experience. In some instances people will get into "play" piercing which means that a smaller gauge needle is used and no jewelry is inserted. This is done for the sheer pleasure of experiencing the act of piercing and is definitely an example of the fine line between pain and pleasure. I know for most people the mere thought of this may make them nauseous, but it's really not impossible to understand the connection if you have ever enjoyed the muscle pain the next day from working out or have experienced "runner's high."

Are you talking about the endorphins released by the brain to produce a euphoric state?

Precisely. While I was studying pre-med in college I became very interested in the connection between the body's role in regulating pain through the production of endorphins and individual and cultural differences in perception of pain. Basically, endorphins are peptides which are produced naturally by the body and act to raise a person's pain threshold by binding specific "opiate" receptors along the central nervous system. Typically, women possess the ability of releasing them faster and in greater quantity than men due to their capability for childbearing.

in my studies I came to find interesting correlations, culturally speaking, in terms of the differences of people's ability to release endorphins, especially to those who practice "painful" rituals such as the sadhu Hindus in India. Interestingly, I found that a lot of what we view to be "painful" in this society is found to be pleasurable in many "primitive" cultures. Also I discovered that many of these spiritualists were able to release endorphins at will and indeed used the trance state to connect with the spirits. I, in fact, can say that I have definitely experienced something along this line when I did my tongue piercing and found it to be a very enlightening experience...as this was an intense and overwhelming feeling.

Is piercing considered an art or science?

I consider it to be a synergistic relationship between both art and science...but I would say that most people who practice piercing consider it an art just as tattooing is an art. A good piercer is an artist who knows how to place jewelry in such a way that it will look the best on that particular person or be the most stimulating to the wearer.

Are there organizations opposed to body piercing?

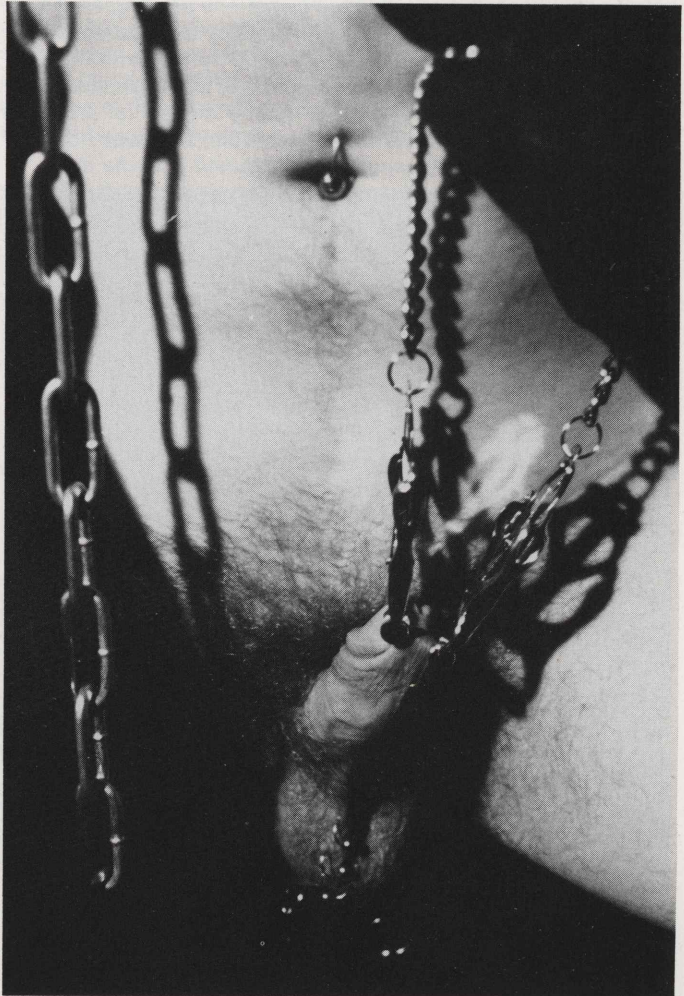
There aren't any in particular that I am aware of. However, I'm sure there are some fundamentalist types who would say that piercing is sick and most probably the result of being exposed to pornography or being sexually molested. They would definitely believe that no "God fearing" Christian would do this. But I am my own god, and my body is a temple, and I choose to decorate it.

How many organizations support piercing as a primary or secondary goal?

There are a few organizations which support piercing. The Janus Society is composed of members who are into piercing and offers membership nationally; however, they hold meetings in San Francisco. The Gauntlet which is based in California with offices in L.A., San Francisco, and New York, is a company which manufactures and sells piercing jewelry in addition to offering piercing services to the public. They have been one of the major forces in popularizing piercing through their magazine *Piercing Fans International Quarterly*. This is an informative magazine that acts as a forum for people to share ideas and information on piercing.

Has piercing historically interacted with music and/or the stage?

Well, definitely not in the way we present it. However, as music is used in many cultures to accompany ritual, the two have connections in this sense. Historically piercing has been used in the rituals of many modern primitive cultures. The Mayans of Mexico used ritual body piercings of the tongue and penis to release blood from the body, which they felt allowed the soul to visit in the realm of the Gods. Many African and South American tribes practice genital piercing as rites of passage that mark a boy's entrance into manhood or to signify a woman's availability for marriage. In one Samoan tribe in particular, women choose their mate based not on the size of the genitals but on the impressive rings he is able to decorate them with. A large piercing indicates strength of character and his ability to endure pain and hardship.



Genitorture Rackman.

photo by Tracy Andrechick



Pierce with a Pro

Part 25: The Tongue — an alternate approach

Piercer: Karen Hurt
Photos: Drew Nicholas

P R E L I M I N A R I E S

Over the last few years there has been an incredible upsurge in the popularity of tongue piercings. The Gauntlet stores have seen it rise from the rare and unusual to one of the most sought and desired of all piercings. The piercing itself is quick and relatively painless—when done by an experienced professional—and healing is usually rapid. And those who have them love them, whether for shock value or just oral satisfaction.

In issue 19 PFIQ featured a "Pierce with a Pro" article on the tongue piercing. At that time the piercer, who was not affiliated with Gauntlet, used a dermal punch to make the piercing. This was done because the piercee desired as large an initial hole as possible. There is nothing wrong with using a dermal punch to do this piercing, however, the majority of people do not wish such a large hole, preferring the piercer use a standard piercing needle. It is this alternate technique that will be demonstrated here.

This article is intended for entertainment and educational purposes only. It is primarily intended to provide people desiring piercings the information needed to select a competent piercer and to give them some idea what to expect from the piercing experience. The reader should not infer that this is a "how-to" for would-be piercers. The ability to pierce professionally is not acquired just by reading this article. There are fine points in the technique which simply cannot be conveyed by the printed word. Like learning to play a musical instrument, the skill to pierce comes with practice and is learned by working under the scrutiny and direction of a master piercer. There are no short cuts.

As in previous articles in this series, mention of any procedure or product herein does not imply a recommendation or endorsement by either PFIQ, Gauntlet, or their staffs, nor can they assume responsibility for any misfortune, mishap, or accident arising from application of this information.

This is the twenty-fifth in a series of articles documenting the actual procedures and techniques used by "master piercers." At the risk of appearing redundant, the editor has chosen to make each article in the series as complete unto itself as possible and not dependent upon previous articles for vital information. Consequently much material is repeated. If you are following the series in its entirety, please bear with us. One who is seriously interested in the subject of piercing cannot be too familiar with the information involved.

Any time a piercing is done a certain amount of risk is involved. The risk can be great or small depending upon the area of the body being pierced, upon the skill and competence of the piercer, and upon the attention to aftercare given by the piercee. At the conclusion of this article is a list which outlines the proper piercing care of a new piercing. By following this list conscientiously the piercee can do his or her part to greatly reduce the risk factor.

But what about the piercer? Much of the responsibility for a successful, risk-free piercing rests with him/her. Before you entrust your well-being to anyone, stop and consider what makes a good piercer and what goes into the making of a good piercing.

There is no question that the number one consideration is cleanliness, and this consideration should be foremost in the mind of the piercer. In preparation for a piercing session s/he showers and dresses in clean clothing. Immediately prior to commencing work s/he scrubs his/her hands again. The surroundings, especially the area in which s/he works, is kept scrupulously clean. Special attention is given to all implements that will be used to assure that they are sterile. Those items which are new and have never been used before generally require only minor sterilization. They can be boiled, soaked in antiseptic solution and/or coated with an antibiotic ointment. But for any object which may have previously been used to penetrate the skin or which has come into contact with blood or other body secretions, such sterilization is inadequate as it cannot destroy the resistant virus of hepatitis. This harmful organism can only be eliminated with high pressure and or intense heat.

Just as deadly, perhaps more so, is the virus believed to cause AIDS (acquired immune deficiency syndrome). It is known to be transmitted in body fluids, and is especially concentrated in blood and semen. Current research suggests that the virus can be destroyed by soaking contaminated implements in a solution of 10% chlorine bleach. This might be quite adequate, however, considering the deadly nature of the organism, no responsible piercer would rely upon this method of sterilization alone.

Wherever possible disposable materials would be used. Piercing needles are so inexpensive they are used only on one person then carefully discarded so that contact with them would be unlikely. Items such as forceps which are too expensive to use only once and discard are cleaned and sterilized as follows:

The piercer begins this process by soaking the items in a chlorine bleach solution (at least 10%) for about 15 minutes. For the actual cleaning s/he wears a pair of rubber gloves as a prophylactic measure. All equipment is then washed with soap and hot water, then rinsed well. The inside jaws of forceps are

usually serrated and should be scrubbed clean with a small brush. Great care is taken at all times to avoid being pricked with a contaminated needle.

Following the initial cleaning phase, a professional piercer usually encloses each implement in a separate sterilization bag, folds the open end at least twice to close it, then secures the fold with a special kind of tape made for the purpose. Sterilization bags (which are available in a variety of sizes from many surgical supply houses) are made from a type of paper which will allow steam to penetrate the bag to sterilize the contents but keep out harmful organisms which might otherwise recontaminate them if they were exposed to air. These bags serve a particularly useful purpose when implements which have been sterilized in them are to be stored for a length of time prior to use. As long as the bag remains unbroken, its contents retain their sterility.

For the average person who may only be doing a few piercings at most, bagging and storing implements is probably impractical. But the necessity remains to sterilize them properly and to take measures to assure that they remain so until used. Under these conditions the most practical procedure is to soak and wash the items as described above and set them aside where they can remain undisturbed until shortly before they will be needed. At that time they can be sterilized as will be described shortly, then placed in a dish of antiseptic solution until they are to be used.

The best and most professional method for sterilizing implements is in an autoclave. After 20 or 30 minutes in one of these appliances at a pressure of between 20 and 40 pounds per square inch and a temperature of approximately 275°F (135°C), they should be thoroughly sterilized.

But autoclaves are expensive, and only someone doing a large number of piercings would find it practical to purchase one. For anyone doing a modest amount of piercing, the next best alternative would be to purchase a pressure cooker. These can be found in the housewares department of nearly any department store at a current price somewhere between \$50 and \$100. To use one follow the instructions which come with the cooker, and process the contents at maximum pressure (15PSI) for about an hour. If sterilization bags are used they will be wet at the end of the process in which case the bagged items should be placed in a warm oven until the bags are dry. When the bags are wet they can be penetrated by bacteria or other microbes, therefore care must be taken in handling them. Unbagged items should be transferred to an antiseptic solution to await use.

So what does one do if he or she is only doing a few piercings? The safest approach is to use disposable materials whenever and wherever possible. All well and good for piercing needles, corks, and the like. But few people are willing to discard a pair of Pennington forceps which might have cost them \$15 or more. Anything that can withstand the heat can be sterilized in a regular oven but it must be processed at a temperature of 375°F (190°C) for at least one hour or more in order to destroy all harmful organisms.

The importance of cleanliness and sterilization cannot be emphasized enough especially in situations where one piercer will be working on a number of people. Frequently situations arise where an unthinking piercer can unwittingly transmit a disease, especially hepatitis, from one person to another. A responsible piercer must always be watchful for these potentially dangerous situations and avoid them. Consider the following hypothetical example:

John Doe had one nipple pierced six months ago and now wants the ring he is wearing installed in his other nipple. The piercer places John's ring in a dish of antiseptic solution, does the piercing then installs the ring. John leaves. The piercer discards the now contaminated solution, rinses the dish out, and refills it with fresh antiseptic. The stage has been set for possibly serious consequences. Assuming the rest of the piercer's techniques are correct, John Doe should experience

no problems with his new piercing. But if he carries hepatitis, any jewelry placed in the dish of antiseptic may pick up the virus and transmit the disease to the next person being pierced. Even though the dish was emptied and rinsed prior to being refilled it is possible for traces of the virus to remain behind to contaminate the fresh solution.

This example illustrates only one of the many pitfalls a piercer may encounter. For the well-being of those s/he pierces, s/he must always be alert and anticipate these potentially dangerous situations.

Let us now examine some of the other qualities of a good piercer. Many of these qualities fall under the heading of responsibility. No responsible piercer will attempt to do a piercing while under the influence of alcohol or drugs. S/he is also wise to refuse to work on someone who is drunk or on drugs.

As many readers are aware, there are people for whom piercing is a highly erotic activity. For these people there is a great temptation to pierce or be pierced within the context of a sex or S/M scene. Should the temptation arise, it is best resisted. Lighting in such situations is frequently inadequate for doing good accurate work, and the surroundings are often less clean than would be desirable. A responsible piercer is aware of these pitfalls and proceeds with extreme care and caution.

As the popularity of piercing has increased, many amateur piercers have shown up on the scene, some of them ready to pierce anyone anywhere using an ear piercing gun. These piercers should be avoided like the proverbial plague. Ear piercing guns are designed for ears. Period. Don't let anyone near any other part of your anatomy with one. At the very least the experience will be painful, at the worst downright dangerous.

One easily overlooked area of responsibility has to do with a piercer's choice of device for insertion into the piercing. If the piercer you are considering wants to insert some jerry-built contrivance into your contemplated pierce, look elsewhere for someone to do the job. No responsible piercer will consider using potentially harmful objects such as safety pins or twisted bits of wire. Plated and/or gold filled jewelry should be avoided. Insertables must be inert and nontoxic (solid gold of at least






Figure 1

14K, platinum, surgical grade stainless steel, titanium, niobium, tantalum, or at very least, inert plastic such as nylon or Teflon). The designs must be suited to the application and without sharp edges that could cause irritation or damage.

Good jewelry, properly taken care of, lasts a lifetime, and the pleasure it gives makes it worth the investment. You shouldn't attempt to cut corners, and neither should your piercer.

What else does one look for in a good piercer? Knowledge. S/he must know what s/he is doing and why. S/he should know where to place a piercing so it will look its best and, in the case of piercings for erotic stimulation, provide the greatest amount of sensual enhancement.

These then are the primary and more important qualities and considerations to look for in a piercer. Insist on them and avoid anyone who does not possess and practice them. If you do, and if you conscientiously attend to the aftercare, your chances of a successful piercing are virtually assured, and the amount of risk involved will be reduced to a minimum.

P R E P A R A T I O N

When the time comes to do a piercing, certain preparations are in order. For the most part these involve assembling the various articles needed to perform the piercing, seeing that they are properly sterilized, and making sure the work area is clean. After selecting an area in which to set up his equipment, the piercer washes his/her hands, spreads a clean towel over the area s/he has chosen, and on it arranges the items to be used. For the tongue piercing s/he will need:

a) Listerine or other antiseptic mouthwash. The piercee should rinse the mouth thoroughly with this prior to the piercing. There are also anesthetic mouthwashes on the market which could be used to help numb the area as well. However,

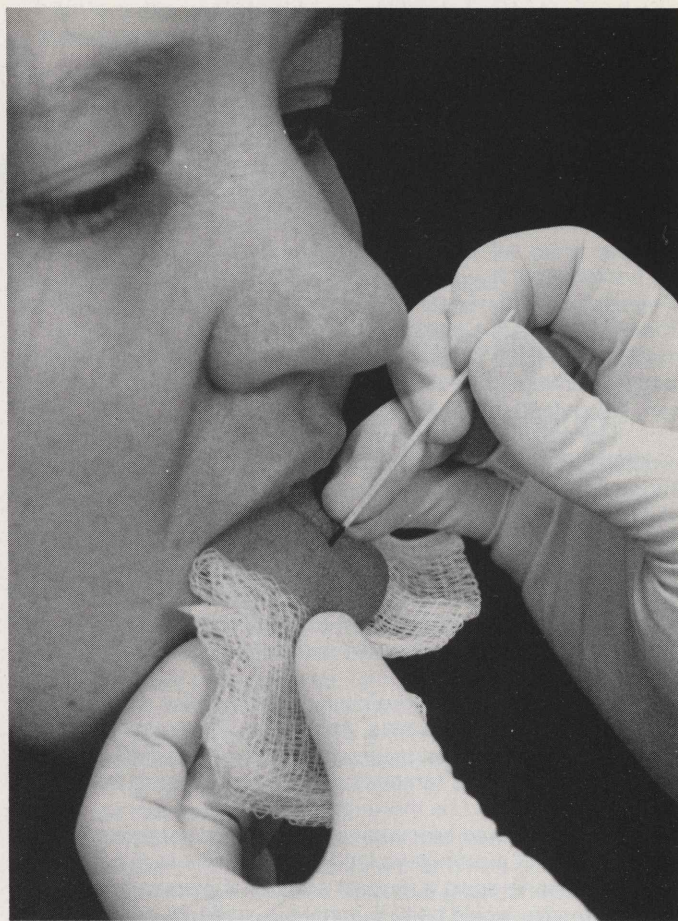


Figure 2

these have only limited effectiveness, and since the piercing itself is almost painless, probably are not worth the effort.

b) Surgical gauze pads. The primary uses for these are to hold onto the tongue and to blot it just prior to marking so the marks will be as clear as possible. Marking a damp tongue can result in marks which blur and are difficult to "read".

c) Gentian Violet, toothpicks, and a clean, small, preferably disposable container such as a paper or plastic condiment cup or even a spoon. These are used to mark the placement of the piercing. Gentian Violet should be easy to find in almost any pharmacy. A few drops are placed in the cup or spoon. To avoid contaminating the gentian violet, the toothpick is never dipped directly into the bottle. Just prior to marking, the toothpick (which should be steam sterilized prior to use) is dipped into the solution, lightly blotted on a gauze pad to remove any excess, then used to mark piercing placement.

d) Disposable, latex gloves. These should be considered essential equipment. They help provide protection for both the piercer and piercee, minimizing the risk of contaminating the piercing and preventing the piercer from coming in contact with blood and saliva.

e) Sponge forceps or Pennington forceps with oversize openings large enough for the balls of the jewelry to pass through them. These forceps are used to clamp the tongue and hold it in place during the actual piercing. A rubber band wrapped several times around the forceps provides an easily adjustable means of regulating the grip of the forceps.

f) A piercing needle of the same thickness as the jewelry to be inserted into the piercing. Gauntlet piercing needles are particularly handy. They are easy to follow through the piercing and come individually wrapped and pre-sterilized.

g) A small cork. This is used to support one side of the piercing during the piercing process.

h) Suitable jewelry. A Barbell Stud is the piece of jewelry of choice for the tongue piercing. The gauge may be 14, 12, or 10.



Figure 3

Proper length is essential since the balls of a stud that is too short can become embedded in the tissue causing pain and discomfort. Newly-pierced tongues tend to swell, so many people purchase an oversize stud to wear for the first week or two. Rather than buy a second stud to wear once the swelling goes down, they purchase a replacement post of the proper length onto which the balls of the original stud can be screwed.

To measure the tongue the piercer first dons a pair of latex gloves. Using a sterile gauze pad s/he grasps the tip of the tongue and holding it securely measures the thickness at the desired location (figure 1). A pair of calipers that has been wiped down with antiseptic is the easiest instrument to use for measuring.

Even after an initial measurement is taken it can be difficult to be certain that it is exactly right because as the tongue flexes and moves the thickness changes. Consequently the piercer must estimate what s/he thinks the proper length of the healed piercing will be. This will determine the length of the replacement post. For the initial piercing s/he will use a stud 1/4" to 5/16" longer. If a 14 gauge stud with a hollow post is being used a short piece of wire is also necessary. It should be thin enough to fit inside both the stud post and the piercing needle and will be used to facilitate insertion of the jewelry when the time comes. This aid is not necessary for larger gauge jewelry.

In preparation for the piercing, one ball is removed from the stud, and the two pieces and the piece of wire are placed in:

i) A small dish containing an antiseptic solution. Into it will be placed those items which require only minor sterilization. Cetylclde, a special germicidal solution for instrument sterilization, works well. It can be found at some surgical or beauty/barber supply firms. Betadine solution is also excellent and readily available from most pharmacies. Unfortunately it will discolor karat gold. If nothing else is available, alcohol will do though its antiseptic qualities are not quite as good as the two products mentioned above.

j) An antibiotic ointment such as Bacitracin, Mycitracin,

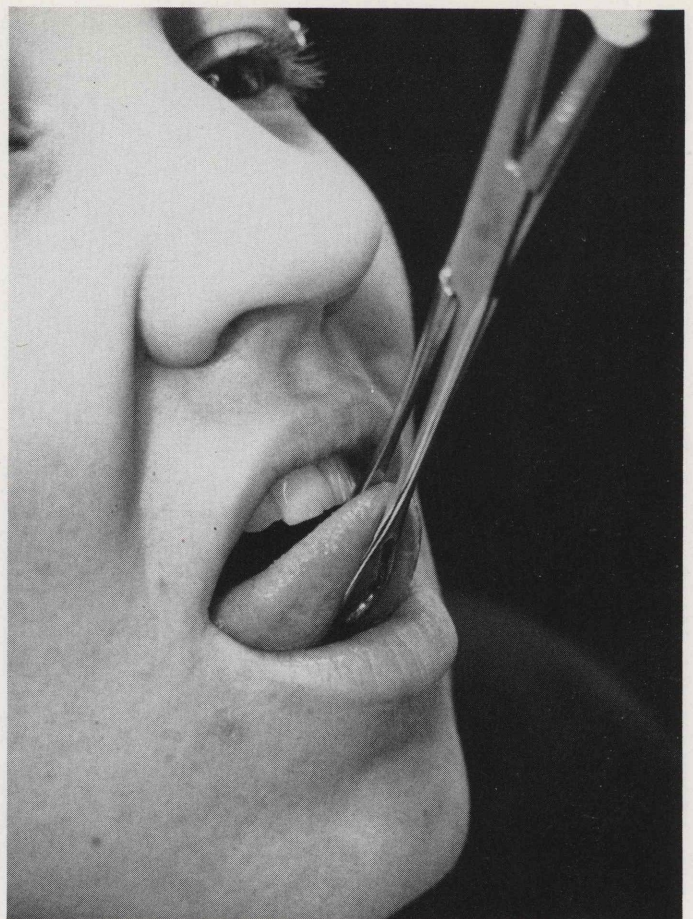


Figure 4

Neosporin, Polysporin, or Rexall Tri-Salve. These are used to lubricate needles and jewelry prior to insertion. They also help to minimize the risk of infection. Most pharmacies in the U.S. carry at least one of them. Some individuals may be allergic to these medications, particularly those containing neomycin, so care should be taken in their use.

In many countries outside the U.S., antibiotic ointments are available only by prescription. Consequently, one must depend upon what is locally available. Care should be taken to assure that whatever is used is at least sterile and, preferably, antiseptic as well.

k) Ice. The piercee should start sucking on a piece of ice immediately after the piercing is done. This helps prevent or reduce swelling.

The piercer is now ready to proceed. Before starting to work he scrubs his hands thoroughly using a brush and paying particular attention to the area around the fingernails.

The piercee should now rinse his/her mouth out thoroughly, swishing a shot of Listerine around in the mouth for about a minute before spitting it out.

It is now time for the piercer to mark the placement of the piercing.

P L A C E M E N T

There is some flexibility in the placement of a tongue piercing and some difference between piercers in the way s/he proceeds with the marking. The author prefers marking the underside of the tongue first, especially if the goal is to place the piercing as far back as possible. He also likes to indicate placement with two crossed lines. Other piercers simply use small dots and mark the top first. Figures 2 and 3 show the marking procedure used by Gauntlet piercer Karen Hurt.

After donning latex gloves she blots the tongue with a

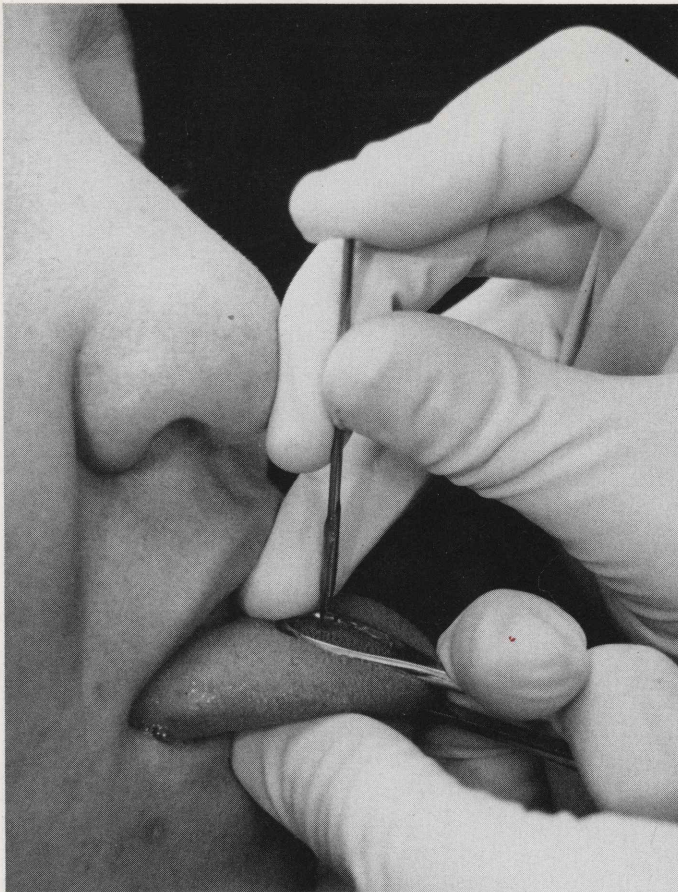


Figure 5

gauze pad in order to dry it sufficiently to prevent her marks from blurring. The toothpick is dipped into the gentian violet, lightly blotted on the gauze pad, and used to place a mark on the top of the tongue, in this case about an inch from the tip which for most people is the best location. A second mark the same distance back is then made on the side of the tongue. This is used as a reference so the piercer can tell where to place the mark on the underside of the tongue. Once the piercee has been marked it's time to proceed to the piercing itself.

P R O C E D U R E

The piercer now dons a fresh pair of latex gloves. This is done to assure as clean a piercing as possible. S/he then prepares the sponge forceps for use. First a rubber band is wrapped several times around the forceps just above the finger holes. By moving the band forwards or backwards the grip of the forceps can be adjusted so it is firm and secure, but no more painful than necessary. The tongue is then gently and clamped into the forceps and adjusted so that the dots, top and bottom, are centered in the openings of the forceps jaws (Figure 4). If necessary a gauze pad can be used to help hold onto the tongue and guide it into position.

At this point it will be helpful for the piercee or a third party to support the forceps while the piercer prepares the needle and the jewelry as well.

Before describing the actual piercing process, let us take a moment to discuss piercing needles. The gauge of the needle to be used is determined by the gauge of the jewelry to be inserted. Gauntlet piercing needles provide a great deal of convenience for the piercer as they come pre-sterilized in a small paper packet which maintains sterility until the packet is broken. Ideally needles should be used only on one person then disposed of. If it is absolutely necessary to recycle needles they

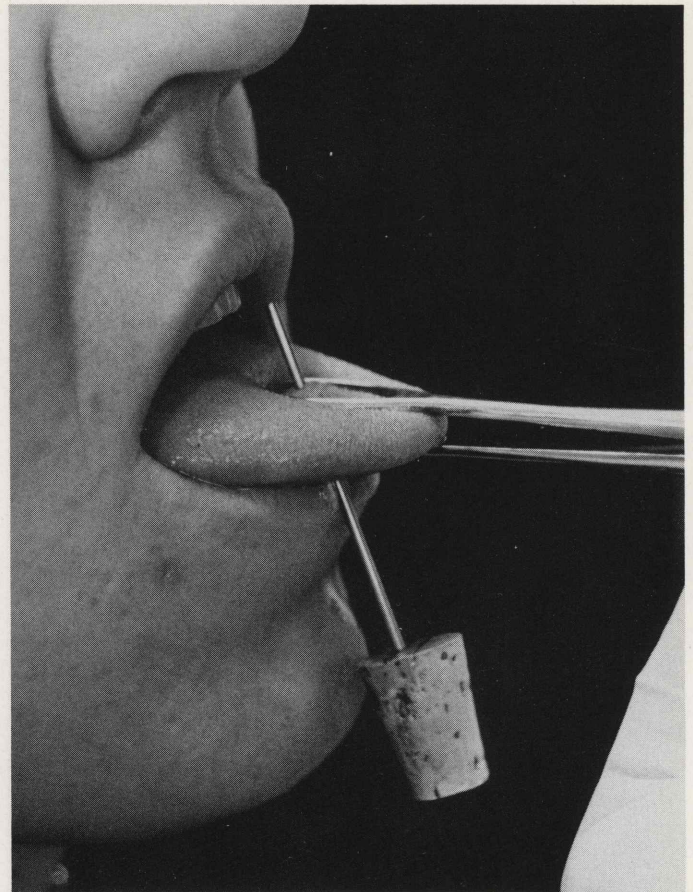


Figure 6

must be properly sterilized as described earlier in this article.

To prepare the jewelry the piercer first removes stud, ball, and wire (if one is necessary) from the antiseptic solution. If the wire is to be used it is now inserted part way into the post of the stud. Some of the wire should protrude. The stud can now be set aside on a sterile gauze pad.

The needle is now removed from its protective wrapper or the antiseptic solution in which it has been soaking. The point is lubricated with a small amount of antibiotic ointment.

The piercer now grasps the forceps and pulls the tongue out of the mouth as far as possible. If available, an extra hand to hold the forceps can be very helpful. The needle is placed in position on the top side of the forceps (Figure 5). It is then forced smoothly through the tissue into a cork which is being pressed firmly against the opposite side (Figure 6). Unlike other piercings the cork and forceps are not removed immediately, however, it is important to loosen the grip of the forceps on the tongue by backing off the rubber band slightly.

The jewelry, which should already have been prepared as described earlier, will now be inserted. Picking it up carefully from the gauze pad where it has been waiting, the piercer inserts the wire into the hollow piercing needle (Figure 7), or, if the jewelry is larger than 14 gauge, butts the end of the stud against the end of the needle. Holding jewelry and needle securely together s/he applies pressure to the jewelry and in one smooth motion pushes the needle through and out of the piercing and the jewelry into it (Figure 8). The wire is removed, the ball screwed into place, the forceps unclamped, and the piercing is now complete.

SHORTCUT: When inserting hollow 14 gauge studs using the wire connector, some piercers do the piercing and jewelry insertion in one single operation. The stud is connected to the needle before it is placed in position, then, with a single movement, the piercer pushes the needle through the tongue, the stud following right behind it. This is possible because the tissue of the tongue is extremely soft. The shortcut is NEVER

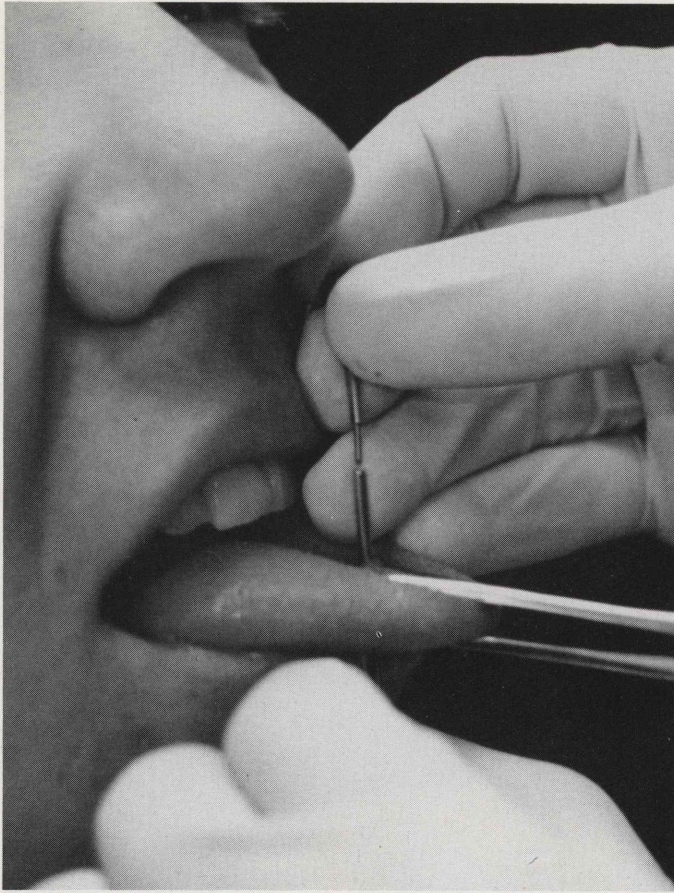


Figure 7

attempted with other body piercings. With any significant resistance the wire would bend and the results painful, unpleasant, possibly dangerous.

Also, this shortcut is not used unless the tongue can be easily pulled far enough out of the mouth to provide sufficient room to accommodate the length of the needle and stud together. When the piercer must work close to the mouth it can be difficult just to get the needle alone into position..

A F T E R C A R E

Basic healing time for a tongue piercing is usually between four and six weeks. Some people assume that at the end of this period they can remove their jewelry for a length of time and reinsert it easily. This is not the case. Something should be left in the piercing at all times for at least the first six months, longer—ideally a year—if possible. Even though healed, some time is required for the piercing to season and “toughen up.”

The aftercare which a piercing receives can greatly effect the healing time. It is the responsibility of the piercee to see to this aftercare which is crucial not just for the success of the piercing, but for the well-being of the piercee as well. The following list will provide a general guideline for the care of the new piercing:

1) It is quite common for tongue piercings to swell for the first few days after they are initially done. Swelling can be greatly reduced by sucking on ice. The piercee should start doing this immediately after the piercing and continue doing so at short, regular intervals for the first 24 to 48 hours.

2) After consumption of anything other than water, rinse with mouthwash for 30 to 60 seconds. Some people prefer not to use Listerine. An alternative is a salt water gargle. Sea salt is best. Use ¼ teaspoon per cup of water. Diluted Betadine solution can also be used, however, it will discolor 14K gold jewelry.

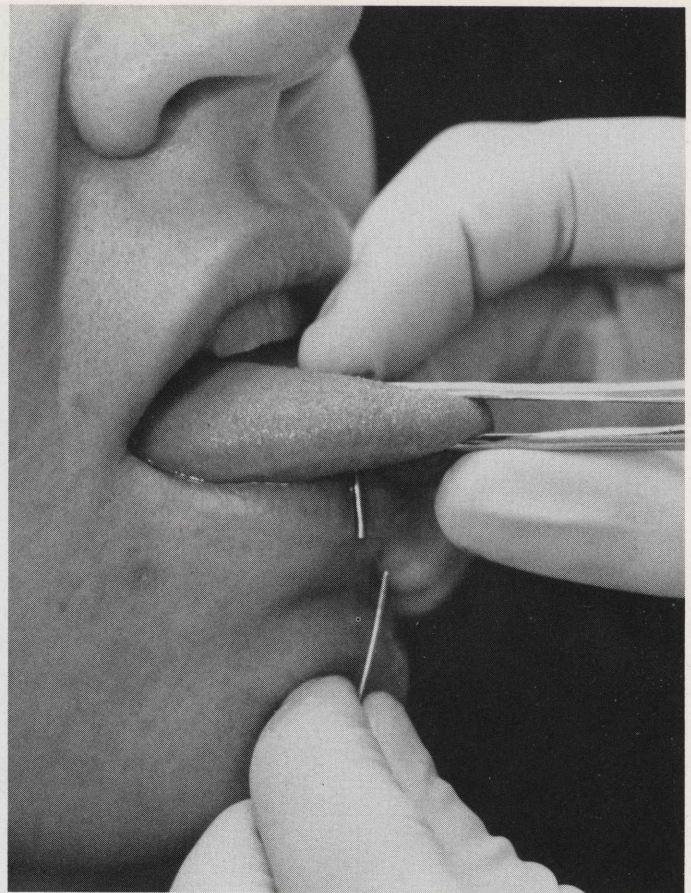


Figure 8

3) Twice daily use an oral antiseptic product called Gly-Oxide following the instructions on the bottle. Do NOT omit this step! Gly-Oxide can be found with other oral hygiene products at most pharmacies. Some people want to rinse with water or salt water after using Gly-Oxide.

4) During healing, especially the first week, it is wise to reduce intake of warm beverages, hot/spicy foods, tobacco, and alcohol.

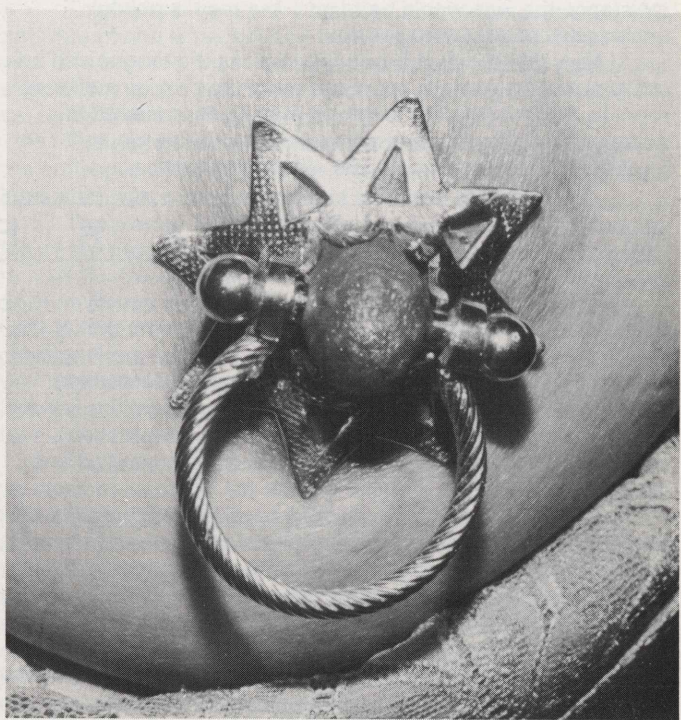
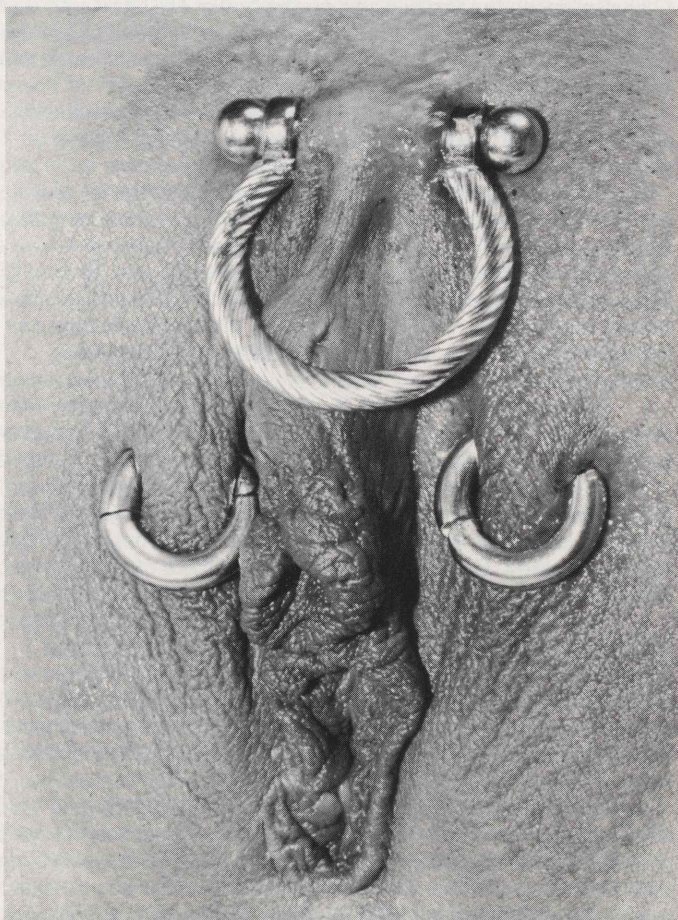
5) Care must be taken to avoid contaminating the piercing. Be sure to wash the hands thoroughly before touching the piercing. Also avoid oral contact of any kind for at least 4 weeks: no wet kissing, oral sex without a barrier, etc. Should there be any indication of infection a physician should be consulted immediately. This is one piercing where an infection can become quite serious quite quickly. Don't postpone getting medical attention.

6) Many people have a reverential awe for antibiotics. In the opinion of this piercer, antibiotics should NEVER be taken unless Prescribed by a physician.

7) A nutritious diet with some form of vitamin mineral supplementation goes a long way in helping the body fight infection and heal itself. Its importance should not be underestimated. During the initial healing phase of a tongue piercing the ideal foods are liquid, soft, and easy-to-chew.

Several medical practitioners have informed us that the healing process can be greatly accelerated by taking some form of zinc supplement. Recommended dosage was one 50mg tablet three times daily with meals. Intake of any one mineral over a prolonged period of time can produce a mineral imbalance and undesirable side effects. Use should not exceed six weeks.

And so we conclude this piercing session. We hope it has proven enjoyable and informative. Performed by an experienced professional and properly cared for by the piercee, this and all piercings can provide a lifetime of satisfaction. Make sure your piercing experiences are positive ones. You won't regret it.




Photos from Readers. Top: Wendy & Friend. Photo © by Jon Mitchell. Left and above: Two photos from a Japanese subscriber. Opposite: Korean/American, San Francisco tattooist Inny Lee. "Since I have been pierced I feel myself more precious, freer, sexier, and royal. It really makes me breathe! (you know what I mean)." Photo by Bobby Neal Adams.



LARRY TOWNSEND

AUTHOR OF THE LEATHERMAN'S HANDBOOK
OFFERS THE MOST COMPLETE AND DEPENDABLE MAIL ORDER
SERVICE FOR THE LEATHER-SM-ORIENTED MAN.



BOOKS . MAGAZINES . TOYS

(IN LEATHER, LATEX, ETC.) OTHER SPECIALTIES
FOR INFO AND CATALOGUES SEND \$2
(REFUNDABLE ON FIRST ORDER)
AND 21 STATEMENT TO:

LARRY TOWNSEND
P.O. BOX 302, BEVERLY HILLS, CA 90213

THE SANDMUTOPIA GUARDIAN

& DUNGEON JOURNAL

The S&M Publication for men and women
of all sexual orientation



Sample copy \$6.95

\$24.00 6 issues by First Class Mail (US & Canada)
\$35.00 6 issues by air printed matter, elsewhere

Desmodus, Inc.

P. O. Box 410390, San Francisco, CA 94141-0390

24 Shotwell, SF CA

art magazine

body

Tattooing, body jewellery,
body painting and mod-
ification - **body art**
is the world's only
magazine devoted to
these fascinating

subjects. Collectable top quality, un-
missable - 54 pages, packed with
colour and black & white
photographs, news, inter-
views, articles, reviews and
readers' experiences, with free
subscribers contact advertise-
ment sheet. Price: 1 issue:
£7 UK; £8 Europe/worldwide
surface mail; £10.50 world-
wide air mail; \$30 US air
mail. 4 issue subscription:
£26 UK; £30 Europe/world-
wide surface mail; £40
worldwide air mail; \$90; US
air mail. Send your cheque,
PO, Eurocheque, cash, bank
draft or Visa/Access/Eurocard/
MasterCard details (in £ ster-
ling or US dollars), made pay-
able to Publications Ltd. and
send to: Dept 46, Publications
Ltd, Blake House Studios,
Blake End, Rayne, Braintree,
Essex, CM7 8SH, England.
(Tel. 0376 550020)

body art

body art



body jewellery

CATALOGUE

This glossy 32 page
catalogue, packed with
information and tips about
piercing and photographs
of the very best body
jewellery you can buy, is
NOW AVAILABLE.

Our gold jewellery range includes
finely crafted barbells, plain
stirrups, fringed stirrups, arrow
barbells, discrete nipple rods,
ball-closure rings, smooth rings,
nipple extenders, curved barbells
and other specialist items.


In addition, we now have three
ranges of superbly engineered
stainless steel jewellery including
straight barbells, curved barbells
and ball-closure rings in an
amazing variety of sizes and
thicknesses.

More unusual items are also
available.

The £4.50 cost of this catalogue is
refundable with your first order
for jewellery to the value of £25
or more.

To obtain your copy please send a
cheque, money order, postal
order or MasterCard/Eurocard
details, made payable to
Publications Limited, for £4.50
(overseas £5.00 or \$15 U.S.
Dollars) to:

body jewellery, Dept 36,
Blake House Studios, Blake End,
Rayne, Braintree, Essex,
CM7 8SH, England.





TATTOO

Custom-designed, one-of-a-kind.
Blackwork and color.

By appointment only.


mad dog tattoo

san francisco

415 552-1297



The Los Angeles Gauntlet staff has dubbed this piercing a "Madison" after one of the first people who had one done. Time will tell if the name will stick. No pun intended. Photo by Drew Nicholas.



"Erotica with a
Rock'n'Roll Attitude"

ARTY SLEAZY SHAMELESS

All persuasions. All glossy.
\$6 (\$7 Canada, \$8 foreign)
\$20 4 issue subscription
(\$25 Canada, \$30 foreign)

Send signed age statement (18+) to
TOL, PO Box 460122, Dept. PFI2
San Francisco, CA 94146

By Appointment Only
Ph. (513) 322-0877
After 4:00 P.M.

Erotic Body
Jewelry

*Piercings
Unlimited*

MAX E. NAVE
Pierceologist

2211 Scioto Dr.
Springfield, Ohio 45506

Answers to the puzzle on page 38.

⊙ represents the letters R-I-N-G.

A	S	T	A		R	O	S	A		P	A	S	S		C	U	B	E	B		
C	L	A	W		O	R	E	S		O	N	I	T		A	T	I	M	E		
E	A	T	A		T	E	R	I		U	N	T	O		N	A	D	I	A		
	B	U	R	N	T	O	F	F	E	⊙	S		R	E	D	H	E	R	⊙		
D			D	U	E		S	I	P			T	I	N	Y				G		
O	R	B			I	N	S			A	D	O	R	E	D		A	N	T	I	
T	A	R	O	T		T	S	P		O	T	I	S		A	L	O	O	F		
A	T	I	E		B	⊙	O	U	T	T	H	E			S	I	L	E	N	T	
R	I	N	D		I	B	I	S		H	E	R	D		M	I	L	E	S		
D	O	G			K	E	E	L		S	I	R		E	D	E	N				
					L	I	R	A		I	T	S		R	A	I	D		C	A	P
M	O	R	A	L		N	O	S	Y		A	I	D	E		I	O	W	A		
E	D	I	T	O	R		P	A	L	M	S	P	⊙	S		D	U	A	L		
M	O	D	E	S		C	I	T	E		S	E	E		S	E	P	I	A		
B	R	E	R		S	O	N	A	T	A			R	A	W		E	T	C		
E					P	Y	R	E			M	I	A		S	A	M			E	
⊙	O	S	T	A	R	R		B	⊙	I	N	G	U	P	B	A	B	Y			
O	N	I	O	N		O	V	A	L		N	A	P	E		G	R	A	Y		
O	C	T	E	T		D	O	L	E		E	T	O	N		M	A	R	E		
D	E	E	D	S		E	X	I	T		D	E	N	S		A	N	D	S		

CONCEALED ADORNMENT

by Jim Ward

ACROSS

1. Nick and Nora's pet canine
5. Bonheur or Ponselle
9. With 20 across, decline an offer
13. Medicinal cigarette
18. Talon
19. Mineral bearing rocks
20. See 9 across
21. With 99 down and 104 down, they open many 12 downs
22. "I could ___ horse"
23. Actress Garr
24. "For ___ us a child is born"
25. Boulanger or Comaneci
26. Sacrifices
29. Misleading clue
32. Owing
33. Dainty drink
34. Minute
35. Sphere
38. Alien's nemesis
40. Worshiped
43. Against
46. Fortune telling card deck
48. 1/3 of a tbs
51. Elevator man
52. Detached
53. Windsor, eg
54. ___ best (elicit the finest)
55. Like some old movies
56. Peel
57. Bird representing the god Thoth
58. Collection of cattle
60. Standish
61. 1 across, eg
62. Grayson's co-star in the '51 *Show Boat*
63. Title for 44 down
64. "Jeanie" Barbara
66. Loot for Lorenzo
67. "___ magic"
68. Surprise attack
69. Put a lid on
72. The point of some 12 downs
75. Prying
77. Assistant
78. The Hawkeye state
79. What Jim Ward is to this magazine
80. California resort
81. Double in nature
82. Current fashions
83. Give a ticket
84. View
85. The brown ink of a cuttlefish
86. Rabbit, Bear, or Fox
87. *Moonlight or Autumn*
89. Like some recruits
91. & so forth
92. Brunnhilde rode her horse into one
93. Woody's wife
96. Detective Spade
98. A Beatle
102. 1938 Katharine Hepburn classic
107. It makes one weep
108. The shape of the president's office
110. Back of the neck
111. With 116 across, "She aint what she used to be."
113. Quartet x 2
114. Give charity
115. Type of collar
116. See 111 across
117. Actions
118. Way out
119. Cub scout units
120. Not if's or but's

DOWN

1. An ___ in the hole
2. A thick slice
3. Permanent skin mark to a Tahitian
4. Prize

1	2	3	4		5	6	7	8		9	10	11	12		13	14	15	16	17	
18					19					20					21					
22					23					24					25					
	26				27					28				29	30					
31			32				33					34								
35	36	37		38		39			40	41	42					43	44	45		
46			47			48	49	50		51					52					
53					54									55						
56					57					58			59		60					
61				62					63				64	65						
			66					67				68					69	70	71	
72	73	74				75	76			77						78				
79							80									81				
82						83				84					85					
86					87					88			89	90				91		
					92					93	94	95		96		97				
98	99	100	101					102	103					104				105	106	
107						108	109					110				111				112
113						114						115				116				
117						118						119								120

5. Spoiled
6. Sandwich cookie
7. Peons
8. "___ cared" (expression of indifference)
9. Kind of rain
10. Landers and Southern
11. Tend the kids
12. Narratives
13. So easy to take from a baby
14. The Beehive state
15. Stay for
16. Arabian prince
17. Greeks to avoid
27. Night to Nanette
28. Govt agcy monitoring natural resources
30. Finale
31. Senile person
34. One who keeps making attempts
36. Mathematical relationship
37. Retrieve
39. Tall, skinny individual
41. "___ in remembrance of me"
42. Neither this nor that
43. Exhausted
44. Actor/Dramatist Coward
45. The quality of a musical sound
47. Etymologist's resource, for short
49. Dirty
50. What one doesn't want to see in a piercing
52. Directed
54. Berliner's brew
59. 1964 Bette Davis vehicle
62. Metric measures of weight, for short
63. A slender, pointed weapon
65. Ebbs
66. Not now

67. "Traffic ___ standstill"
68. Aged, like cheese
69. A two-door car
70. See 15 down
71. Domicile for a Duke
72. ___ standing (up-to-date dues payer)
73. Aroma
74. Conveyance
76. Express a belief
77. Fool
78. Chlor or flor follower
83. Eat away
85. Q-tip, e.g.
87. Its cap's Damascus
88. "What kind of fool ___?"
90. Quaking trees
92. Huffs and puffs
94. Holed up in a hostelry
95. Chalcedony
97. Lava
99. See 21 across
100. Homonym of 83 across
101. Having digits on its feet
102. "___ H'al may call you"
103. Curl
104. See 21 across
105. Health fad of the 90's?
106. A measure of fabric
109. ___ populi
112. Word of consent

ANSWERS APPEAR ON PAGE 37

Do you enjoy this feature? Please let us know. It's a lot of work, and unless we hear from you we will discontinue it.

VISA, MASTERCARD,
AMER. EXPRESS,
DISCOVER,
MONEY
ORDER

415 S. Main St.
Royal Oak, MI 48067
313-541-3979

A FETISH
BOUTIQUE
SPECIALIZING
IN BODY
PIERCING JEWELRY
SIM
ACCOUTREMENTS
BID ACCESSORIES
TRIPLE RING
COCK CAGE
AS PICTURED
\$39.98*
* INCLUDES
SHIPPING

NOIR
LEATHER

MODELS: MICHELLE & MICHAEL. Photos: MANOLIE GARDENSKI.

PIERCED ?


Photo book about piercing in the works.
People needed to be photographed.
For more info call:
Charles (212) 628-4881

Mercury Mail Order

Just one of the items offered in our 32-page
VALUE-PACKED CATALOGUE!

Send \$4.00, Name, Address and Zip to:
Mercury Mail Order
4084 18th. St.
Dept. PF
San Francisco,
CA 94114

**WE
DELIVER**




© 1992 Mercury Mail Order

THE PRIMITIVE ART SOCIETY


Are you interested in primitive cultures? If the answer is yes,
send \$3.00 for the Society's wonderful information package.

"The Brilliance of Primitive Art"



Golden Goddess

- Ancient Cultures
- Erotic primitives
- Newsletter



Pierced Primitives

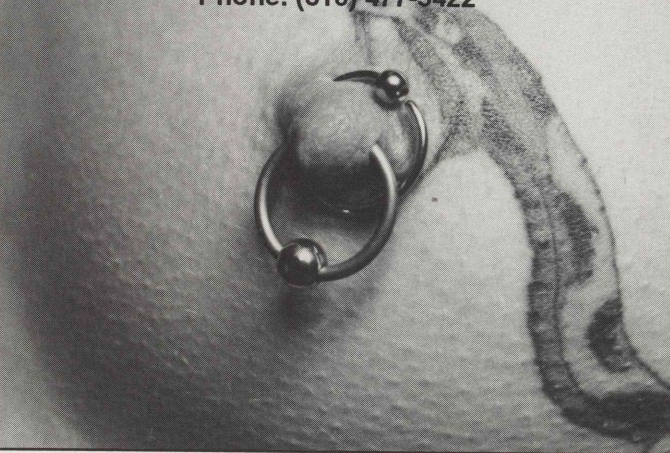
- Body Modification
- Sensational Catalogues
- No Membership Fee


THE PRIMITIVE ART SOCIETY
231 N.W. 197th St. • Miami, FL 33169
(305) 652-5152

Show your colors ...and your hardware.

Photographer, frequent PFIQ
contributor, seeks models
for erotic fine art photos series.
If interested contact

TODD FRIEDMAN PHOTOGRAPHY
P.O. Box 3737
Beverly Hills, CA 90212
Phone: (310) 477-5422





DAIMON '91